

CONTUL DE EXECUTIE AL BUGETULUI LOCAL - VENITURI
31 12 2017

Pag. 1 lei-

| Capi- tol | Sub- capi- tol | Pa- ra- gra- ful | Gru- pa/ Titlu/ col | Alti- ne- at | Denumire indicator | Prevederi bugetare initiale | Prevederi bugetare definitive | Drepturi constatate | | | Incasari realizate | Stingeri pe alte cai decat incasari | Drepturi constatate de incasat |
|--------------|----------------------|---------------------------|------------------------------|--------------------|---|-----------------------------------|-------------------------------------|---------------------|------------------------|--------------------|-----------------------|---|--------------------------------------|
| | | | | | | | | Total, din care: | din anii precedenti | din anul curent | | | |
| A | | | | | B | I | 2 | 3=4+5 | 4 | 5 | 6 | 7 | 8=3-6-7 |
| 0001 | 02 | | | | TOTAL VENITURI-BUGET LOCAL | 970.617.380 | 1.064.291.470 | 1.072.547.837 | 246.923.329 | 825.624.508 | 811.694.154 | | 260.853.683 |
| 0002 | | | | | I. VENITURI CURENTE | 799.959.965 | 924.878.207 | 1.051.527.442 | 245.624.844 | 805.902.598 | 792.456.126 | | 259.071.316 |
| 0003 | | | | | A. VENITURI FISCALE | 742.983.831 | 835.874.272 | 945.556.094 | 191.930.237 | 753.605.857 | 752.913.527 | | 192.642.567 |
| 0004 | | | | | A.1. IMPOZIT PE VENIT, PROFIT SI CASTIGURI DIN CAPITAL | 395.438.935 | 433.227.995 | 379.217.486 | | 379.217.486 | 379.217.486 | | |
| 0300 | | | | | A.1.2 IMPOZIT PE VENIT, PROFIT SI CASTIGURI DIN CAPITAL DE LA PERSOANE FIZICE | 394.711.954 | 432.001.024 | 378.269.228 | | 378.269.228 | 378.269.228 | | |
| 0302 | | | | | IMPOZIT PE VENIT | 11.576.351 | 11.576.351 | 3.964.334 | | 3.964.334 | 3.964.334 | | |
| 18 | | | | | Impozitul pe veniturile din transferul proprietatilor imobiliare din patrimoniul personal | 11.576.351 | 11.576.351 | 3.964.334 | | 3.964.334 | 3.964.334 | | |
| 0402 | | | | | COTE SI SUME DEFALCATE DIN IMPOZITUL PE VENIT | 383.135.603 | 420.424.673 | 374.304.894 | | 374.304.894 | 374.304.894 | | |
| 01 | | | | | Cote defalcate din impozitul pe venit | 380.219.603 | 417.006.673 | 370.992.369 | | 370.992.369 | 370.992.369 | | |
| 04 | | | | | Sume alocate din cotele defalcate din impozitul pe venit pentru echilibrarea bugetelor locale | 2.916.000 | 3.418.000 | 3.312.525 | | 3.312.525 | 3.312.525 | | |
| 0500 | 02 | | | | A.1.3 ALTE IMPOZITE PE VENIT, PROFIT SI CASTIGURI DIN CAPITAL | 726.981 | 1.226.971 | 948.258 | | 948.258 | 948.258 | | |
| 0502 | | | | | ALTE IMPOZITE PE VENIT, PROFIT SI CASTIGURI DIN CAPITAL | 726.981 | 1.226.971 | 948.258 | | 948.258 | 948.258 | | |
| 50 | | | | | Alte impozite pe venit, profit si castiguri din capital | 726.981 | 1.226.971 | 948.258 | | 948.258 | 948.258 | | |
| 0700 | 02 | | | | A3 IMPOZITE SI TAXE PE PROPRIETATE | 91.560.734 | 114.952.114 | 213.398.062 | 113.254.264 | 100.143.798 | 94.780.727 | | 118.617.335 |
| 0702 | | | | | IMPOZITE SI TAXE PE PROPRIETATE | 91.560.734 | 114.952.114 | 213.398.062 | 113.254.264 | 100.143.798 | 94.780.727 | | 118.617.335 |
| 01 | | | | | Impozit si taxa pe cladiri | 77.356.987 | 90.656.987 | 187.586.810 | 103.338.874 | 84.247.936 | 77.263.742 | | 110.323.068 |

| Capi- tol | Sub- capi- tol | Pa- ra- graf | Ar- ti- col | Ali- ne- at | Denumire indicator | Prevederi bugetare initiale | Prevederi bugetare definitive | Drepturi constatate | | | Incasari realizate | Singeri pe alte cai decat incasari | Drepturi constatate de incasat |
|--------------|----------------------|--------------------|-------------------|-------------------|---|-----------------------------------|-------------------------------------|---------------------|------------------------|--------------------|-----------------------|--|--------------------------------------|
| | | | | | | | | Total, din care: | din anii precedenti | din anul curent | | | |
| A | | | | | | 1 | 2 | 3=4+5 | 4 | 5 | 6 | 7 | 8=3-6-7 |
| 0702 | 01 | 01 | | | B Impozit pe cladiri de la persoane fizice | 26.115.279 | 29.115.279 | 31.786.081 | 20.890.431 | 10.895.650 | 22.262.933 | | 9.523.148 |
| | 02 | | | | Impozit si taxa pe cladiri de la persoane juridice | 51.241.708 | 61.541.708 | 155.800.729 | 82.448.443 | 73.352.286 | 55.000.809 | | 100.799.920 |
| | 02 | | | | Impozit si taxa pe teren | 9.326.614 | 16.817.994 | 18.993.102 | 9.891.939 | 9.101.143 | 11.328.342 | | 7.664.760 |
| | 01 | | | | Impozit pe terenuri de la persoane fizice | 4.361.963 | 6.384.313 | 6.826.804 | 6.620.898 | 205.906 | 4.471.652 | | 2.355.152 |
| | 02 | | | | Impozit si taxa pe teren de la persoane juridice | 4.656.996 | 9.926.026 | 11.522.837 | 2.947.855 | 8.574.982 | 6.572.974 | | 4.949.863 |
| | 03 | | | | Impozitul pe terenul extravilan | 307.655 | 507.655 | 643.461 | 323.206 | 320.255 | 283.716 | | 359.745 |
| | 03 | | | | Taxe judiciare de timbru si alte taxe de timbru | 4.407.787 | 5.407.787 | 5.803.537 | | 5.803.537 | 5.803.537 | | |
| | 50 | | | | Alte impozite si taxe pe proprietate | 469.346 | 2.069.346 | 1.014.613 | 23.431 | 991.182 | 385.106 | | 629.507 |
| 1000 | 02 | | | | A4 IMPOZITE SI TAXE PE BUNURI SI SERVICII | 254.767.467 | 286.475.468 | 347.396.886 | 76.902.873 | 270.494.013 | 277.765.046 | | 69.633.840 |
| 1102 | | | | | SUME DEFALCATE DIN TVA | 225.328.000 | 247.886.000 | 245.219.953 | | 245.219.953 | 245.219.953 | | |
| | 02 | | | | Sume defalcate din taxa pe valoarea adaugata pentru finantarea cheltui- lilor descentralizate la nivelul comunelor, oraselor, municipiilor, sectoarelor si Municipiului Bucuresti | | | | | | | | |
| | 06 | | | | Sume defalcate din taxa pe valoarea adaugata pentru echilibrarea bugetelor locale | 220.555.000 | 243.113.000 | 240.446.953 | | 240.446.953 | 240.446.953 | | |
| | 09 | | | | Sume defalcate din taxa pe valoarea adaugata pentru finantarea invatamantului particular sau | 756.000 | 756.000 | 756.000 | | 756.000 | 756.000 | | |

| Capi- tot | Sub- capi- tot | Pa- ra- gra- ful | Gr- pa/ Titlu | Ar- fi- col | Ali- ne- at | Denumire indicator | Prevederi bugetare initiale | Prevederi bugetare definitive | Drepturi constatate | | | Incasari realizate | Sfingeri pe alte cai decat incasari | Drepturi constatate de incasat |
|--------------|----------------------|---------------------------|---------------------|-------------------|-------------------|---|-----------------------------------|-------------------------------------|---------------------|------------------------|---------------------|-----------------------|---|--------------------------------------|
| | | | | | | | | | Total, din care: | din anii precedenti | din anul current | | | |
| A | | | | | | | 1 | 2 | 3=4+5 | 4 | 5 | 6 | 7 | 8=3-6-7 |
| 3002 | 05 | 30 | | | | inchirieri de catre institutiile publice | 16.622.865 | 28.579.165 | 82.938.239 | 53.650.940 | 29.287.299 | 16.333.157 | | 66.405.082 |
| | 08 | | | | | Venituri din dividende | 14.652.569 | 14.652.569 | | | | | | |
| | 02 | | | | | Venituri din dividende de la alti platifori | 14.558.933 | 14.558.933 | | | | | | |
| | 03 | | | | | Dividende de la societatile si companiile nationale si societatile cu capital majoritar de stat | 93.636 | 93.636 | | | | | | |
| 3102 | | | | | | VENITURI DIN DOBANZI | 4.216 | 4.216 | 1.550 | | 1.550 | 1.550 | | |
| | 03 | | | | | Alte venituri din dobanzi | 4.216 | 4.216 | 1.550 | | 1.550 | 1.550 | | |
| 3300 | 02 | | | | | C2. VANZARI DE BUNURI SI SERVICII | 25.693.484 | 45.767.985 | 23.031.559 | 23.667 | 23.007.892 | 23.007.892 | | 23.667 |
| 3302 | | | | | | VENITURI DIN PRESTARI DE SERVICII SI ALTE ACTIVITATI | 104.236 | 156.996 | 122.175 | | 122.175 | 122.175 | | |
| | 08 | | | | | Venituri din prestari de servicii | 5.985 | 5.985 | 1 | | 1 | 1 | | |
| | 10 | | | | | Contributia parintilor sau sustinatorilor legali pentru intretinerea copiilor in crese | 21.101 | 73.861 | 75.644 | | 75.644 | 75.644 | | |
| | 12 | | | | | Contributia persoanelor beneficiare ale cantinelor de ajutor social | 42.152 | 42.152 | 43.660 | | 43.660 | 43.660 | | |
| | 28 | | | | | Venituri din recuperarea cheltuielilor de judecata, imputatii si despagubiri | 34.998 | 34.998 | 2.870 | | 2.870 | 2.870 | | |
| 3402 | | | | | | VENITURI DIN TAXE ADMINISTRATIVE, ELIBERARI PERMISE | 2.809.135 | 3.221.956 | 325.192 | | 325.192 | 325.192 | | |
| | 02 | | | | | Taxe extrajudiciare de timbru | 2.809.135 | 2.809.136 | 191.784 | | 191.784 | 191.784 | | |
| | 50 | | | | | Alte venituri din taxe administrative, eliberari permise | | 412.820 | 133.408 | | 133.408 | 133.408 | | |
| 3502 | | | | | | AMENZI, PENALITATI SI CONFISCARI | 13.907.078 | 17.749.216 | 15.700.356 | 23.667 | 15.676.689 | 15.676.689 | | 23.667 |


| Capi- tol | Sub- pa- ra- gra- ful | Pa- ra- gra- ful | Al- ne- at | Denumire indicator | Prevederi bugetare initiale | Prevederi bugetare definitive | Drepturi constatate | | | Incasari realizate | Sfingeri pe alte cai decat incasari | Drepturi constatate de incasat |
|--------------|-----------------------------------|---------------------------|------------------|--|-----------------------------------|-------------------------------------|---------------------|------------------------|--------------------|-----------------------|---|--------------------------------------|
| | | | | | | | Total, din care: | din anii precedenti | din anul curent | | | |
| A | | | | | 1 | 2 | 3=4+5 | 4 | 5 | 6 | 7 | 8=3-6-7 |
| 3702 | | | | SUBVENTIILE | 473.055 | 473.056 | 3=4+5 | 4 | 5 | 6 | 7 | 8=3-6-7 |
| 03 | | | | Varsaminte din sectiunea de functionare pentru finantarea sectiunii de dezvoltare a bugetului local(cu semnul minus) | -90.822.868 | -93.780.746 | -90.822.868 | -90.822.868 | -90.822.868 | -90.822.868 | | |
| 04 | | | | Varsaminte din sectiunea de functionare | 90.015.726 | 93.780.746 | 90.822.868 | 90.822.868 | 90.822.868 | 90.822.868 | | |
| 50 | | | | Alte transferuri voluntare | 473.055 | 473.056 | | | | | | |
| 3900 | 02 | | | II. VENITURI DIN CAPITAL | 2.057.774 | 2.863.491 | 4.696.220 | 1.298.485 | 3.397.735 | 2.913.853 | | 1.782.367 |
| 3902 | 01 | | | VENITURI DIN VALORIFICAREA UNOR BUNURI | 2.057.774 | 2.863.491 | 4.696.220 | 1.298.485 | 3.397.735 | 2.913.853 | | 1.782.367 |
| | | | | Venituri din valorificarea unor bunuri ale institutiilor publice | | 2.029 | 1.784.396 | | 1.784.396 | 2.029 | | 1.782.367 |
| 03 | | | | Venituri din vanzarea locuintelor construite din fondurile statului | 1.871.310 | 2.346.615 | 2.311.668 | | 2.311.668 | 2.311.668 | | |
| 07 | | | | Venituri din vanzarea unor bunuri apartinand domeniului privat al statului sau al unitatilor administrativ-teritoriale | | | | | | | | |
| 10 | | | | Depozite speciale pentru constructii de locuinte | 124.210 | 272.647 | 317.737 | 1.298.485 | -980.748 | 317.737 | | |
| 4100 | 02 | | | IV. SUBVENTII | 62.254 | 242.200 | 282.419 | | 282.419 | 282.419 | | |
| 4200 | | | | SUBVENTII DE LA ALTE NIVELE ALE ADMINISTRATIEI PUBLICE | 31.861.621 | 47.050.379 | 16.290.919 | | 16.290.919 | 16.290.919 | | |
| 4202 | | | | SUBVENTII DE LA BUGETUL DE STAT | 31.861.621 | 47.050.379 | 16.290.919 | | 16.290.919 | 16.290.919 | | |
| 16 | | | | Subventii de la bugetul de stat catre bugetele locale pentru finantarea investitiilor in sanatate | 30.576.842 | 45.765.600 | 16.290.919 | | 16.290.919 | 16.290.919 | | |
| | | | | Subventii de la bugetul de stat catre | | | | | | | | |
| | | | | bugetele locale pentru finantarea investitiilor in sanatate | | 7.000.000 | | | | | | |
| | | | | Subventii de la bugetul de stat catre | | | | | | | | |

| Capi- tol | Sub- capi- tol | Pa- ra- gra- ful | Gr- pa/ fi- col | Ali- ne- at | Denumire indicator | Prevederi bugetare initiale | Prevederi bugetare definitive | Drepturi constatate | | | Incasari realizate | Singeri pe alte cai decat incasari | Drepturi constatate de incasat |
|--------------|----------------------|---------------------------|--------------------------|-------------------|--|-----------------------------------|-------------------------------------|---------------------|------------------------|--------------------|-----------------------|--|--------------------------------------|
| | | | | | | | | Total, din care: | din anii precedenti | din anul curent | | | |
| A | | | | | B | 1 | 2 | 3=4+5 | 4 | 5 | 6 | 7 | 8=3-6-7 |
| 4302 | 30 | | | | in invamantul de masa | 1.284.779 | 1.284.779 | | | | | | |
| 4502 | | | | | SUME PRIMITE DE LA UE/ALTI DONATORI IN CONTUL PLATILOR EFECTUATE SI PREFINANTARI | | | 33.256 | | 33.256 | | | |
| | 01 | | | | Fondul european de Dezvoltare Regionala | 136.738.020 | 89.499.393 | | | | | | |
| | | | | | Sume primite in contul platilor efectuate in anul curent | 136.738.020 | 89.480.400 | | | | | | |
| | 15 | | | | Programe Comunitare finantate in perioada 2007-2013 | | | | | | | | |
| | | | | | Sume primite in contul platilor efectuate in anii anteriori | | 18.993 | 33.256 | | 33.256 | | | |
| | 02 | | | | | | 18.993 | 33.256 | | 33.256 | | | |

DIRECTOR ECONOMIC,
STELIANA STANCIU

SEF SERVICIU BUCET,

RAMONA RADU



CONTUL DE EXECUTIE AL BUGETULUI LOCAL - VENITURI
SECTIUNEA DE FUNCTIONARE
31.12.2017


| Capi- tol | Sub- capi- tol | Pa- ra- gra- ful | Ar- ti- col | Ali- ne- at | Denumire indicator | Prevederi bugetare initiale | Prevederi bugetare definitive | Drepturi constatate | | | Incasari realizate | Singeri pe alte cai decat incasari | Drepturi constatate de incasat |
|--------------|----------------------|---------------------------|-------------------|-------------------|---|-----------------------------------|-------------------------------------|---------------------|------------------------|--------------------|-----------------------|--|--------------------------------------|
| | | | | | | | | Total, din care: | din anii precedenti | din anul curent | | | |
| A | | | | | | 1 | 2 | 3=4+5 | 4 | 5 | 6 | 7 | 8=3-6-7 |
| 0001 | 02 | | | | TOTAL VENITURI-BUGET LOCAL | 718.386.330 | 842.667.580 | 969.991.657 | 245.624.844 | 724.366.813 | 710.920.341 | | 259.071.316 |
| 0002 | | | | | I. VENITURI CURENTE | 709.267.649 | 830.420.871 | 960.704.574 | 245.624.844 | 715.079.730 | 701.633.258 | | 259.071.316 |
| 0003 | | | | | A. VENITURI FISCALE | 742.985.831 | 835.874.272 | 945.556.094 | 191.950.237 | 753.605.857 | 752.913.527 | | 192.642.567 |
| 0004 | | | | | A1. IMPOZIT PE VENIT, PROFIT SI CASTIGURI DIN CAPITAL | 395.438.935 | 433.227.995 | 379.217.486 | | 379.217.486 | 379.217.486 | | |
| 0300 | | | | | A1.2 IMPOZIT PE VENIT, PROFIT SI CASTIGURI DIN CAPITAL DE LA PERSOANE FIZICE | 394.711.954 | 432.001.024 | 378.569.228 | | 378.269.228 | 378.269.228 | | |
| 0302 | | | | | IMPOZIT PE VENIT | 11.576.351 | 11.576.351 | 3.964.334 | | 3.964.334 | 3.964.334 | | |
| 0402 | 18 | | | | Impozitul pe veniturile din transferul proprietatilor imobiliare din patrimoniul personal | 11.576.351 | 11.576.351 | 3.964.334 | | 3.964.334 | 3.964.334 | | |
| 01 | 04 | | | | COTE SI SUME DEFALCATE DIN IMPOZITUL PE VENIT | 383.135.603 | 420.421.673 | 374.304.894 | | 374.304.894 | 374.304.894 | | |
| 0500 | 02 | | | | Cote defalcate din impozitul pe venit | 380.219.603 | 417.006.673 | 370.992.369 | | 370.992.369 | 370.992.369 | | |
| 0502 | | | | | Sume alocate din cotele defalcate din impozitul pe venit pentru echilibrarea bugetelor locale | 2.916.000 | 3.418.000 | 3.312.525 | | 3.312.525 | 3.312.525 | | |
| 0700 | 02 | | | | A1.3 ALTE IMPOZITE PE VENIT, PROFIT SI CASTIGURI DIN CAPITAL | 726.981 | 1.226.971 | 948.258 | | 948.258 | 948.258 | | |
| 0702 | 01 | | | | ALTE IMPOZITE PE VENIT, PROFIT SI CASTIGURI DIN CAPITAL | 726.981 | 1.226.971 | 948.258 | | 948.258 | 948.258 | | |
| | | | | | Alte impozite pe venit, profit si castiguri din capital | 726.981 | 1.226.971 | 948.258 | | 948.258 | 948.258 | | |
| | | | | | A3 IMPOZITE SI TAXE PE PROPRIETATE IMPOZITE SI TAXE PE PROPRIETATE | 91.560.734 | 114.952.114 | 213.398.062 | 113.254.264 | 100.143.798 | 94.780.727 | | 118.617.335 |
| | | | | | Impozit si taxa pe cladiri | 91.560.734 | 114.952.114 | 213.398.062 | 113.254.264 | 100.143.798 | 94.780.727 | | 118.617.335 |
| | | | | | | 77.356.987 | 90.656.987 | 187.586.810 | 103.338.874 | 84.247.936 | 77.263.742 | | 110.323.068 |

| Capi- tot | Sub- capitol grafic | Pa- ra- gra- ful | Ar- ti- col | Ali- ne- at | Denumire indicator | Prevederi bugetare initiale | Prevederi bugetare definitive | Drepturi constatate | | | Incasari realizate | Stingeri pe alte cai decat incasari | Drepturi constatate de incasat |
|--------------|---------------------------|---------------------------|-------------------|-------------------|---|-----------------------------------|-------------------------------------|---------------------|------------------------|--------------------|-----------------------|---|--------------------------------------|
| | | | | | | | | Total, din care: | din anii precedenti | din anul curent | | | |
| A | | | | | | 1 | 2 | 3=4+5 | 4 | 5 | 6 | 7 | 8=3-6-7 |
| 0702 | 01 | 01 | | | B Impozit pe cladiri de la persoane fizice | 26.115.279 | 29.115.279 | 31.786.081 | 20.890.431 | 10.895.650 | 22.262.933 | | 9.523.148 |
| | 02 | | | | Impozit si taxa pe cladiri de la persoane juridice | 51.241.708 | 61.541.708 | 155.800.729 | 82.448.443 | 73.352.286 | 55.000.809 | | 100.799.920 |
| | 02 | | | | Impozit si taxa pe teren | 9.326.614 | 16.817.994 | 18.993.102 | 9.891.959 | 9.101.143 | 11.328.342 | | 7.664.760 |
| | 01 | | | | Impozit pe terenuri de la persoane fizice | 4.361.963 | 6.384.313 | 6.826.804 | 6.620.898 | 205.906 | 4.471.652 | | 2.355.152 |
| | 02 | | | | Impozit si taxa pe teren de la persoane juridice | 4.656.996 | 9.926.026 | 11.522.837 | 2.947.855 | 8.574.982 | 6.572.974 | | 4.949.863 |
| | 03 | | | | Impozitul pe terenul extravilan | 307.655 | 507.655 | 643.461 | 323.206 | 320.255 | 283.716 | | 359.745 |
| | 03 | | | | Taxe judiciare de timbru si alte taxe de timbru | 4.407.787 | 5.407.787 | 5.803.537 | | 5.803.537 | 5.803.537 | | |
| | 50 | | | | Alte impozite si taxe pe proprietate | 469.346 | 2.069.346 | 1.014.613 | 23.431 | 991.182 | 385.106 | | 629.507 |
| 1000 | 02 | | | | A4 IMPOZITE SI TAXE PE BUNURI SI SERVICII | 254.767.467 | 286.475.468 | 347.396.886 | 76.902.873 | 270.494.013 | 277.763.046 | | 69.633.840 |
| 1102 | 02 | | | | SUME DEFALCATE DIN TVA | 225.328.000 | 247.886.000 | 245.219.953 | | 245.219.953 | 245.219.953 | | |
| | 02 | | | | Sume defalcate din taxa pe valoarea adaugata pentru finantarea cheltui- lilor descentralizate la nivelul comunelor, oraselor, municipiilor, sectoarelor si Municipiului Bucuresti | 220.555.000 | 243.113.000 | 240.446.953 | | 240.446.953 | 240.446.953 | | |
| | 06 | | | | Sume defalcate din taxa pe valoarea adaugata pentru echilibrarea bugetelor locale | | | | | | | | |
| | 09 | | | | Sume defalcate din taxa pe valoarea adaugata pentru finantarea invatamantului particular sau | 756.000 | 756.000 | 756.000 | | 756.000 | 756.000 | | |

| Capi-Sub- tol | Pa- ra- gra- ful | Ar- ti- col | Ali- ne- at | Denumire indicator | Prevederi bugetare initiale | Prevederi bugetare definitive | Drepturi constatate | | | Incasari realizate | Singeri pe alte cai decat incasari | Drepturi constatate de incasat |
|------------------|---------------------------|-------------------|-------------------|--|-----------------------------------|-------------------------------------|---------------------|-----------------------|--------------------|-----------------------|--|--------------------------------------|
| | | | | | | | Total, din care: | din ani precedenti | din anul curent | | | |
| A | | | | B | 1 | 2 | 3=4+5 | 4 | 5 | 6 | 7 | 8=3-6-7 |
| 1102 | 09 | | | confesional acreditat | 4.017.000 | -4.017.000 | 4.017.000 | 4.017.000 | 4.017.000 | 4.017.000 | | |
| 1202 | | | | ALTE IMPOZITE SI TAXE GENERALE PE BUNURI SI SERVICII | | | | | | | | |
| | 07 | | | Taxe hoteliere | 66.665 | 66.665 | 66.665 | 51.183 | 47.043 | 11.530 | | 86.696 |
| 1502 | | | | TAXE PE SERVICII SPECIFICE | 66.665 | 66.665 | 66.665 | 51.183 | 47.043 | 11.530 | | 86.696 |
| | 01 | | | Impozit pe spectacole | 484.202 | 534.202 | 534.202 | 399.502 | 280.989 | 149.652 | | 530.839 |
| | 50 | | | Alte taxe pe servicii specifice | 429.702 | 429.702 | 429.702 | 399.502 | 238.988 | 107.651 | | 530.839 |
| 1602 | | | | TAXE PE UTILIZAREA BUNURILOR, AUTORIZAREA UTILIZARII BUNURILOR SAU PE DESFASURAREA DE ACTIVITATI | 54.500 | 104.500 | 42.001 | | | | | |
| | 02 | | | Impozit pe mijloace de transport | 28.888.600 | 37.988.601 | | 76.452.188 | 24.946.028 | 32.381.911 | | 69.016.305 |
| | 01 | | | Impozit pe mijloacele de transport deținute de persoane fizice* | 22.348.139 | 30.448.140 | | 76.452.188 | 17.865.178 | 25.301.061 | | 69.016.305 |
| | 02 | | | Impozit pe mijloace de transport deținute persoane de juridice*) | 13.792.363 | 14.792.364 | | 61.797.827 | 3.287.704 | 15.934.722 | | 49.150.809 |
| 50 | | | | Alte taxe pe utilizarea bunurilor, autorizarea utilizării bunurilor sau pe desfasurare de activitati | 8.555.776 | 15.655.776 | 29.231.835 | 14.654.561 | 14.577.474 | 9.366.339 | | 19.865.496 |
| 1800 | 02 | | | A6. ALTE IMPOZITE SI TAXE FISCALE | 6.540.461 | 7.540.461 | 7.080.850 | | 7.080.850 | 7.080.850 | | 4.391.392 |
| 1802 | | | | ALTE IMPOZITE SI TAXE FISCALE | 1.218.695 | 1.218.695 | 5.543.660 | 1.793.100 | 3.750.560 | 1.152.268 | | 4.391.392 |
| | 50 | | | Alte impozite si taxe | 1.218.695 | 1.218.695 | 5.543.660 | 1.793.100 | 3.750.560 | 1.152.268 | | 4.391.392 |
| 2900 | 02 | | | C. VENITURI NEFISCALE | 1.218.695 | 1.218.695 | 5.543.660 | 1.793.100 | 3.750.560 | 1.152.268 | | 4.391.392 |
| 3000 | | | | C1. VENITURI DIN PROPRIETATE | -33.718.182 | -5.453.401 | 15.148.480 | 53.674.607 | -38.526.127 | -51.280.269 | | 66.428.749 |
| 3002 | | | | VENITURI DIN PROPRIETATE | 31.280.650 | 43.235.950 | 82.939.789 | 53.650.940 | 29.288.849 | 16.534.707 | | 66.405.082 |
| | 05 | | | Venituri din concesiuni si inchirieri | 31.276.434 | 43.231.734 | 82.938.239 | 53.650.940 | 29.287.299 | 16.533.157 | | 66.405.082 |
| | | | | Alte venituri din concesiuni si | 16.623.865 | 28.579.165 | 82.938.239 | 53.650.940 | 29.287.299 | 16.533.157 | | 66.405.082 |

| Capi- fol | Sub- capi- fol | Pa- ra- gra- ful | Ar- ti- col | Ali- ne- at | Denumire indicator | Prevederi bugetare initiale | Prevederi bugetare definitive | Drepturi constatate | | | Incasari realizate | Singeri pe alte cai decat incasari | Drepturi constatate de incasat |
|--------------|----------------------|---------------------------|-------------------|-------------------|---|-----------------------------------|-------------------------------------|---------------------|------------------------|--------------------|-----------------------|--|--------------------------------------|
| | | | | | | | | Total, din care: | din anii precedenti | din anul curent | | | |
| A | | | | | | 1 | 2 | 3=4+5 | 4 | 5 | 6 | 7 | 8=3+6-7 |
| 3002 | 05 | 30 | | | inchirieri de catre institutiile publice | 16.622.865 | 28.379.165 | 82.938.239 | 53.650.940 | 29.287.299 | 16.533.157 | | 66.405.082 |
| | 08 | | | | Venituri din dividende | 14.652.569 | 14.652.569 | | | | | | |
| | 02 | | | | Venituri din dividende de la alti platitori | 14.558.933 | 14.558.933 | | | | | | |
| | 03 | | | | Dividende de la societatile si companiile nationale si societatile cu capital majoritar de stat | 93.636 | 93.636 | | | | | | |
| 3102 | | | | | VENITURI DIN DOBANZI | 4.216 | 4.216 | 1.550 | 1.550 | 1.550 | 1.550 | | |
| | 03 | | | | Alte venituri din dobanzi | 4.216 | 4.216 | 1.550 | 1.550 | 1.550 | 1.550 | | |
| 3300 | 02 | | | | C2. VANZARI DE BUNURI SI SERVICII | -64.998.832 | -48.689.351 | -67.791.309 | 23.667 | -67.814.976 | -67.814.976 | | 23.667 |
| 3302 | | | | | VENITURI DIN PRESTARI DE SERVICII SI ALTE ACTIVITATI | 104.236 | 156.996 | 122.175 | | 122.175 | 122.175 | | |
| | 08 | | | | Venituri din prestari de servicii | 5.985 | 5.985 | 1 | | 1 | 1 | | |
| | 10 | | | | Contributia parintilor sau sustinatorilor legali pentru intretinerea copiilor in crese | 21.101 | 73.861 | 75.644 | | 75.644 | 75.644 | | |
| | 12 | | | | Contributia persoanelor beneficiare ale cantinelor de ajutor social | 42.152 | 42.152 | 43.660 | | 43.660 | 43.660 | | |
| | 28 | | | | Venituri din recuperarea cheltuielilor de judecata, imputatii si despagubiri | 34.998 | 34.998 | 2.870 | | 2.870 | 2.870 | | |
| 3402 | | | | | VENITURI DIN TAXE ADMINISTRATIVE, ELIBERARI PERMISE | 2.809.135 | 3.221.956 | 325.192 | | 325.192 | 325.192 | | |
| | 02 | | | | Taxe extrajudiciare de timbru | 2.809.135 | 2.809.136 | 191.784 | | 191.784 | 191.784 | | |
| | 50 | | | | Alte venituri din taxe administrative, eliberari permise | | 412.820 | 133.408 | | 133.408 | 133.408 | | |
| 3502 | | | | | AMENZI, PENALITATI SI CONFISCARI | 13.907.078 | 17.749.216 | 15.700.356 | 23.667 | 15.676.689 | 15.676.689 | | 23.667 |

| Capi- tol | Sub- capi- tol | Pa- ra- gra- ful | Gru- pa / Titlu | Ali- ne- at | Denumire indicator | Prevederi bugetare initiale | Prevederi bugetare definitive | Drepturi constatate | | | Incasari realizate | Singeri pe alte cai decat incasari | Drepturi constatate de incasat |
|--------------|----------------------|---------------------------|-----------------------|-------------------|--|-----------------------------------|-------------------------------------|---------------------|------------------------|--------------------|-----------------------|--|--------------------------------------|
| | | | | | | | | Total, din care: | din anii precedenti | din anul curent | | | |
| A | | | | | | 1 | 2 | 3=4+5 | 4 | 5 | 6 | 7 | 8=3-6-7 |
| 3702 | 03 | | | | tare a bugetului local (cu semnul minus) | -90.015.726 | -93.780.746 | -90.822.868 | | -90.822.868 | -90.822.868 | | |
| 50 | | | | | Alte transferuri voluntare | 473.055 | 473.056 | | | | | | |
| 4100 | 02 | | | | IV. SUBVENTII | 9.118.681 | 12.246.709 | 9.287.083 | | 9.287.083 | 9.287.083 | | |
| 4200 | | | | | SUBVENTII DE LA ALTE NIVELE ALE ADMINISTRATIEI PUBLICE | 9.118.681 | 12.246.709 | 9.287.083 | | 9.287.083 | 9.287.083 | | |
| 4202 | | | | | SUBVENTII DE LA BUGETUL DE STAT | 7.833.902 | 10.961.930 | 9.287.083 | | 9.287.083 | 9.287.083 | | |
| 28 | | | | | Subventii primite din Fondul de Interventie | | 2.020.000 | 2.004.857 | | 2.004.857 | 2.004.857 | | |
| 34 | | | | | Subventii pentru acordarea ajutorului pentru incalzirea locuintei cu lemne, carbuni, combustibili petrolieri | 90.000 | | 5.686 | | 5.686 | 5.686 | | |
| 41 | | | | | Subventii de la bugetul de stat pentru finantarea sanatatii | | | | | | | | |
| 4302 | | | | | SUBVENTII DE LA ALTE ADMINISTRATII | 7.743.902 | 8.851.930 | 7.276.540 | | 7.276.540 | 7.276.540 | | |
| 30 | | | | | Sume primite de la bugetul judetului pentru plata drepturilor de care beneficiaza copiii cu cerinte educationale speciale integrati in invatamantul de masa | 1.284.779 | 1.284.779 | | | | | | |
| | | | | | | 1.284.779 | 1.284.779 | | | | | | |



DIRECTOR ECONOMIC,
STELIANA STANCIU


SEF SERVICIU BUGET,
RAMONA

CONTUL DE EXECUTIE AL BUGETULUI LOCAL - VENITURI
 SECTIUNEA DE DEZVOLTARE
 31 12 2017

| Capi- tol | Sub- pa- ra- gra- ful graf | Pa- ru- pa/ fi- col | Ali- ne- at | Denumire indicator | Prevederi bugetare initiale | Prevederi bugetare definitive | Drepturi constatate | | | Incasari realizate | Stingeri pe alte cai decat incasari | Drepturi constatate de incasat |
|--------------|---|---------------------------------|-------------------|--|-----------------------------------|-------------------------------------|---------------------|------------------------|--------------------|-----------------------|---|--------------------------------------|
| | | | | | | | Total, din care: | din anii precedenti | din anul curent | | | |
| A | | | | B | 1 | 2 | 3=4+5 | 4 | 5 | 6 | 7 | 8=3-6-7 |
| 0001 | 02 | | | TOTAL VENITURI-BUGET LOCAL | 252.231.050 | 221.623.890 | 102.556.180 | 1.298.485 | 101.257.695 | 100.773.813 | | 1.782.367 |
| 0002 | | | | I. VENITURI CURENTE | 90.692.316 | 94.457.336 | 90.822.868 | | 90.822.868 | 90.822.868 | | |
| 2900 | | | | C. VENITURI NEFISCALE | 90.692.316 | 94.457.336 | 90.822.868 | | 90.822.868 | 90.822.868 | | |
| 3500 | | | | C2. VANZARI DE BUNURI SI SERVICII | 90.692.316 | 94.457.336 | 90.822.868 | | 90.822.868 | 90.822.868 | | |
| 3602 | | | | DIVERSE VENITURI | 676.590 | 676.590 | | | | | | |
| 32 | | | | Sume provenite din finantarea bugetara a anilor precedenti | 676.590 | 676.590 | | | | | | |
| 02 | | | | Sume provenite din finantarea bugetara a anilor precedenti, aferente sectiunii de dezvoltare | 676.590 | 676.590 | | | | | | |
| 3702 | | | | TRANSFERURI VOLUNTARE, ALTELE DECAT SUBVENTIILE | 90.015.726 | 93.780.746 | 90.822.868 | | 90.822.868 | 90.822.868 | | |
| 04 | | | | Varsaminte din sectiunea de functionare | 90.015.726 | 93.780.746 | 90.822.868 | | 90.822.868 | 90.822.868 | | |
| 3900 | 02 | | | II. VENITURI DIN CAPITAL | 2.057.774 | 2.863.491 | 4.696.220 | 1.298.485 | 3.397.735 | 2.913.853 | | 1.782.367 |
| 3902 | | | | VENITURI DIN VALORIFICAREA UNOR BUNURI | 2.057.774 | 2.863.491 | 4.696.220 | 1.298.485 | 3.397.735 | 2.913.853 | | 1.782.367 |
| 01 | | | | Venituri din valorificarea unor bunuri ale institutiilor publice | | 2.029 | 1.784.396 | | 1.784.396 | 2.029 | | 1.782.367 |
| 03 | | | | Venituri din vanzarea locuintelor construite din fondurile statului | 1.871.310 | 2.346.615 | 2.311.668 | | 2.311.668 | 2.311.668 | | |
| 07 | | | | Venituri din vanzarea unor bunuri apartinand domeniului privat al statului sau al unitatilor administrativ-teritoriale | 124.210 | 272.647 | 317.737 | 1.298.485 | -980.748 | 317.737 | | |
| 10 | | | | Depozite speciale pentru constructii de locuinte | 62.254 | 242.200 | 282.419 | | 282.419 | 282.419 | | |
| 4100 | 02 | | | IV. SUBVENTII | 22.742.940 | 34.803.670 | 7.003.836 | | 7.003.836 | 7.003.836 | | |

| Capi- fol | Sub- capi- fol | Pa- ra- gra- ful | Gru- pa / Titlu col | Ali- ne- at | Denumire indicator | Prevederi bugetare initiale | Prevederi bugetare definitive | Drepturi constatate | | | Incasari realizate | Singeri pe alte cai decat incasari | Drepturi constatate de incasat |
|--------------|----------------------|---------------------------|------------------------------|-------------------|---|-----------------------------------|-------------------------------------|---------------------|------------------------|--------------------|-----------------------|--|--------------------------------------|
| | | | | | | | | Total, din care: | din anii precedenti | din anul curent | | | |
| A | | | | | B | 1 | 2 | 3=4+5 | 4 | 5 | 6 | 7 | 8=3-6-7 |
| 4200 | 02 | | | | SUBVENTII DE LA ALTE NIVELE ALE ADMINISTRATIEI PUBLICE | 22.742.940 | 34.803.670 | 7.003.836 | | 7.003.836 | 7.003.836 | | |
| 4202 | 16 | | | | SUBVENTII DE LA BUGETUL DE STAT Subventii de la bugetul de stat catre bugetele locale pentru finantarea in vestitiilor in sanatate | 22.742.940 | 34.803.670 | 7.003.836 | | 7.003.836 | 7.003.836 | | |
| | | | 03 | | Subventii de la bugetul de stat catre bugetele locale pentru finantarea altor investitii in sanatate | | 7.000.000 | | | | | | |
| | | | 18 | | Subventii din veniturile proprii ale Ministerului Sanatatii catre bugetele locale pentru finantarea investitiilor in sanatate | | 7.000.000 | | | | | | |
| | | | 03 | | Subventii din veniturile proprii ale Ministerului Sanatatii catre bugetele locale pentru finantarea altor inves- titii in sanatate | | 5.060.730 | 7.000.000 | | | 7.000.000 | | |
| | | | 20 | | Subventii de la bugetul de stat catre bugetele locale necesare sustinerii derularii proiectelor finantate din fonduri externe nerambursabile(FEN) postaderare | 22.742.940 | 22.742.940 | 3.836 | | | 3.836 | | |
| 4502 | | | | | SUME PRIMITE DE LA UE/ALTI DONATORI IN CONFUL PLATILOR EFECTUATE SI PREFINANTARI | 136.738.020 | 89.499.393 | 33.256 | | | 33.256 | | |
| | | | | | Fondul european de Dezvoltare Regionala | 136.738.020 | 89.480.400 | | | | | | |

| Capi-Sub- tol | Pa- ra- tol | Gru- pa/ Titlu | Ar- fi- col | Ali- ne- at | Denumire indicator | Prevederi bugetare initiale | Prevederi bugetare definitive | Drepturi constatate | | | Incasari realizate | Stingeri pe alte cai decat incasari | Drepturi constatate de incasat |
|------------------|-------------------|----------------------|-------------------|-------------------|---|-----------------------------------|-------------------------------------|---------------------|------------------------|--------------------|-----------------------|---|--------------------------------------|
| | | | | | | | | Total, din care: | din anii precedenti | din anul curent | | | |
| A | | | | | | 1 | 2 | 3=4+5 | 4 | 5 | 6 | 7 | 8=3-6-7 |
| 4502 | 01 | 01 | | | Sume primite in contul platilor efectuate in anul curent | 136.738.020 | 89.480.400 | 3=4+5 | 4 | 5 | 6 | 7 | 8=3-6-7 |
| | 15 | | | | Programa Comunitare finantate in perioada 2007-2013 | 18.993 | 18.993 | 33.256 | | 33.256 | 33.256 | | |
| | 02 | | | | Sume primite in contul platilor efectuate in anii anteriori | 18.993 | 18.993 | 33.256 | | 33.256 | 33.256 | | |



DIRECTOR ECONOMIC,
STELIANA STANCIU

SEF SERVICIU BUGET,
RAMONA BARDU

CONTIUL DE EXECUTIE AL BUGETULUI LOCAL - CHELTUIELI
31 12 2017

| Capi- tol | Sub- capi- tol | Pa- ra- graf | Gr- pa / Titlu | Ali- ne- at | Denumire indicator | Credite de angajament | Credite bugetare | | Angajamente bugetare | Angajamente legale | Plati efectuate | Angajamente legale de platit | Cheltuieli efective |
|--------------|----------------------|--------------------|----------------------|-------------------|---|--------------------------|------------------|---------------|-------------------------|-----------------------|--------------------|------------------------------------|------------------------|
| | | | | | | | initiale | definitive | | | | | |
| A | | | | | B | 1 | 2 | 3 | 4 | 5 | 6 | 7=5-6 | 8 |
| *02 | 55 | 02 | 00 | | TOTAL CHELTUIELI | | 13.335.100 | 11.135.100 | 10.643.225 | 10.643.225 | 10.643.225 | 10.643.225 | 10.619.575 |
| 5002 | | | | | Partea I-a SERVICIIL PUBLICE GENERALE | | 973.527.380 | 1.067.201.470 | 816.462.014 | 816.462.014 | 806.024.052 | 10.437.962 | 824.365.978 |
| 5100 | 02 | | | | AUTORITATI PUBLICE SI ACTIUNI EXTERNE | | 81.447.900 | 84.635.200 | 68.422.318 | 68.422.318 | 68.422.318 | | 70.177.392 |
| 5102 | | 01 | | | Autoritati executive si legislative | | 64.400.120 | 71.389.420 | 55.864.699 | 55.864.699 | 55.864.699 | | 57.794.108 |
| | | | 03 | | Autoritati executive | | 64.400.120 | 71.389.420 | 55.864.699 | 55.864.699 | 55.864.699 | | 57.794.108 |
| 5402 | | | | | ALTE SERVICII PUBLICE GENERALE | | 64.400.120 | 71.389.420 | 55.864.699 | 55.864.699 | 55.864.699 | | 57.794.108 |
| | | | 10 | | Servicii publice comunitare de | | 3.712.680 | 2.110.680 | 1.914.394 | 1.914.394 | 1.914.394 | | 1.763.709 |
| | | | | | evidenta a persoanelor | | 3.561.995 | 1.959.995 | 1.763.709 | 1.763.709 | 1.763.709 | | 1.763.709 |
| | | | 50 | | Alte servicii publice generale | | 150.685 | 150.685 | 150.685 | 150.685 | 150.685 | | 150.685 |
| 5502 | | | | | TRANZACTII PRIVIND DATORIA PUBLICA SI | | | | | | | | |
| | | | | | IMPRUMUTURI | | | | | | | | |
| 6000 | 02 | | | | Partea II-a APARARE, ORDINE PUBLICA SI | | 13.335.100 | 11.135.100 | 10.643.225 | 10.643.225 | 10.643.225 | | 10.619.575 |
| 6102 | | 03 | | | SIGURANTA NATIONALA | | 33.795.220 | 34.013.610 | 29.831.299 | 29.831.299 | 28.834.668 | 996.631 | 28.912.463 |
| | | | 04 | | Ordine publica | | 33.795.220 | 34.013.610 | 29.831.299 | 29.831.299 | 28.834.668 | 996.631 | 28.912.463 |
| | | | | | Politie comunitara | | 33.211.220 | 33.319.610 | 29.647.582 | 29.647.582 | 28.650.951 | 996.631 | 28.855.612 |
| | | | 05 | | Protectie civila si protectia contra | | 33.211.220 | 33.319.610 | 29.647.582 | 29.647.582 | 28.650.951 | 996.631 | 28.855.612 |
| | | | | | incendiilor (protectie civila | | | | | | | | |
| | | | | | nonmilitara) | | 584.000 | 694.000 | 183.717 | 183.717 | 183.717 | | 56.851 |
| 6500 | 02 | | | | Partea II-a CHELTUIELI SOCIAL-CULTURALE | | 485.284.180 | 543.567.430 | 437.159.988 | 437.159.988 | 427.728.195 | 9.431.793 | 454.969.712 |
| 6502 | | | | | INVATAMANT | | 245.527.340 | 274.199.800 | 250.918.097 | 250.918.097 | 242.600.772 | 8.317.325 | 265.418.665 |
| | | | 03 | | Invatamant prescolar si primar | | 70.756.734 | 78.381.129 | 75.039.549 | 75.039.549 | 73.993.836 | 1.445.713 | 75.150.931 |
| | | | 01 | | Invatamant prescolar | | 41.999.615 | 48.143.703 | 45.121.929 | 45.121.929 | 44.126.184 | 995.745 | 45.576.993 |
| | | | 02 | | Invatamant primar | | 28.737.119 | 30.237.426 | 29.917.620 | 29.917.620 | 29.467.652 | 449.968 | 29.573.938 |
| | | | 04 | | Invatamant secundar | | 174.695.296 | 195.723.361 | 175.783.542 | 175.783.542 | 168.911.930 | 6.871.612 | 190.181.062 |
| | | | 01 | | Invatamant secundar inferior | | 56.769.664 | 59.254.952 | 53.424.868 | 53.424.868 | 51.292.893 | 2.131.975 | 52.090.453 |
| | | | 02 | | Invatamant secundar superior | | 115.740.936 | 133.922.254 | 119.891.745 | 119.891.745 | 115.188.769 | 4.702.976 | 135.651.133 |

| Capi- tol | Sub- capi- tol | Pa- ra- graf | Ar- ti- col | AB- ne- at | Denumire indicator | Credite de angajament | Credite bugetare | | Angajamente bugetare | Angajamente legale | Plafii efectuate | Angajamente legale de platit | Cheltuieli efective | | | |
|--------------|----------------------|--------------------|-------------------|------------------|---|--------------------------|------------------|-------------|-------------------------|-----------------------|---------------------|------------------------------------|------------------------|---|-------|---|
| | | | | | | | initiale | definitive | | | | | | | | |
| A | | | | | B | | | I | | 2 | 3 | 4 | 5 | 6 | 7=5-6 | 8 |
| 6502 | 03 | | | | Invalamant profesional | | | | 2.466.929 | 2.466.929 | 2.430.268 | 36.661 | 2.439.476 | | | |
| | 05 | | | | Invalamant postliceal | | | 95.310 | 95.006 | 95.006 | 95.006 | | 86.672 | | | |
| 6602 | 06 | | | | SANATATE | | | 64.181.990 | 69.780.710 | 29.730.337 | 29.730.337 | | 11.162.552 | | | |
| | | | | | Servicii medicale in unitati sanitare cu paturi | | | 55.643.900 | 60.351.460 | 22.181.610 | 22.181.610 | | 3.717.095 | | | |
| | 01 | | | | Spitale generale | | | 55.643.900 | 60.351.460 | 22.181.610 | 22.181.610 | | 3.717.095 | | | |
| 08 | | | | | Servicii de sanatate publica | | | 8.538.090 | 9.429.250 | 7.548.727 | 7.548.727 | | 7.445.457 | | | |
| 6702 | 03 | | | | CULTURA, RECREERE SI RELIGIE | | | 104.774.720 | 123.768.900 | 92.438.765 | 91.324.297 | 1.114.468 | 109.710.683 | | | |
| | | | | | Servicii culturale | | | 42.244.960 | 54.151.910 | 46.467.698 | 45.353.230 | 1.114.468 | 49.959.938 | | | |
| | 04 | | | | Instituti publice de spectacole si concerte | | | 29.687.960 | 30.465.030 | 27.761.477 | 26.647.009 | 1.114.468 | 27.457.320 | | | |
| | 04 | | | | Casa de cultura | | | 12.507.000 | 23.636.880 | 18.706.221 | 18.706.221 | | 22.502.618 | | | |
| | 30 | | | | Alte servicii culturale | | | 50.000 | 50.000 | | | | | | | |
| 05 | | | | | Servicii recreative si sportive | | | 53.349.080 | 66.949.240 | 44.745.569 | 44.745.569 | | 57.665.126 | | | |
| | 01 | | | | Sport | | | 19.611.060 | 30.985.780 | 21.137.719 | 21.137.719 | | 26.949.810 | | | |
| | 03 | | | | Intretinere gradini publice, parcuri zone verzi, baze sportive si de agrement | | | 33.738.020 | 35.963.460 | 23.607.850 | 23.607.850 | | 30.715.316 | | | |
| 06 | | | | | Servicii religioase | | | 2.839.380 | 2.729.750 | 1.232.538 | 1.232.538 | | 2.036.999 | | | |
| 50 | | | | | Alte servicii in domeniile culturii, recreerii si religiei | | | 6.341.300 | -63.000 | -7.060 | -7.060 | | 48.630 | | | |
| 6802 | 04 | | | | ASIGURARI SI ASISTENTA SOCIALA | | | 70.800.130 | 75.818.020 | 64.072.789 | 64.072.789 | | 68.677.812 | | | |
| | 05 | | | | Asistenta acordata persoanelor in varsta Asistenta sociala in caz de boli si invaliditati | | | 1.910.970 | 2.047.162 | 1.566.291 | 1.566.291 | | 1.757.404 | | | |
| | 02 | | | | Asistenta sociala in caz de invalizitate | | | 42.210.670 | 44.713.981 | 41.654.235 | 41.654.235 | | 45.061.722 | | | |
| | 06 | | | | Asistenta sociala pentru familie si copii | | | 42.210.670 | 44.713.981 | 41.654.235 | 41.654.235 | | 45.061.722 | | | |
| | | | | | Creste | | | 2.815.000 | 2.637.600 | 1.661.171 | 1.661.171 | | 1.865.778 | | | |
| | 11 | | | | | | | 5.780.320 | 6.470.000 | 4.944.921 | 4.944.921 | | 4.907.242 | | | |

| Capi- tol | Sub- capi- tol | Pa- ra- graf | Gr- pa / Titlu | Al- ne- at | Denumire indicator | Credite de angajament | Credite bugetare | | Angajamente legale | Plati efectuate | Angajamente legale de platit | Cheltuieli efective |
|--------------|----------------------|--------------------|----------------------|------------------|---|--------------------------|------------------|-------------|-----------------------|--------------------|------------------------------------|------------------------|
| | | | | | | | initiale | definitive | | | | |
| A | | | | | B | | | | | 6 | 7=5-6 | 8 |
| | | | | | 1 | 2 | 3 | 4 | 5 | 6 | 7=5-6 | 8 |
| 6802 | 15 | | | | Prevenirea excluderii sociale | | 18.083.170 | 19.949.277 | 14.246.171 | 14.246.171 | | 15.085.666 |
| | 01 | | | | Ajutor social | | 9.774.980 | 11.459.164 | 8.445.383 | 8.445.383 | | 9.220.869 |
| | 02 | | | | Caștile de ajutor social | | 8.308.190 | 8.490.113 | 5.800.788 | 5.800.788 | | 5.864.797 |
| 7000 | 02 | | | | Partea IV-a SERVICII SI DEZVOLTARE PUBLICA, LOCUINTE, MEDIU SI APE LOCUINTE, SERVICII SI DEZVOLTARE PUBLICA | | 101.018.340 | 91.099.920 | 60.955.916 | 60.946.378 | 9.538 | 69.048.542 |
| | 03 | | | | Locuinte | | 82.156.520 | 70.238.100 | 48.151.192 | 48.141.654 | 9.538 | 52.773.213 |
| | 01 | | | | Dezvoltarea sistemului de locuinte | | 8.059.200 | 4.986.080 | -1.411.351 | -1.411.351 | | 13.683.444 |
| | 30 | | | | Alte cheltuieli in domeniul locuintelor | | 8.059.200 | 4.986.080 | -1.411.351 | -1.411.351 | | 275 |
| | 05 | | | | Alimentare cu apa si amenajari hidrotehnice | | 5.083.110 | 4.433.110 | 2.011.929 | 2.011.929 | | 13.683.169 |
| | 01 | | | | Alimentare cu apa | | 5.083.110 | 4.433.110 | 2.011.929 | 2.011.929 | | 2.625.637 |
| | 06 | | | | Iluminat public si electrificari | | 8.003.496 | 9.003.490 | 6.730.364 | 6.730.364 | | 2.625.637 |
| | 07 | | | | Alimentare cu gaze naturale in localitati | | 427.819 | 627.825 | 365.904 | 365.904 | | 7.048.430 |
| | 50 | | | | Alte servicii in domeniile locuintelor, serviciilor si dezvoltarii comunale | | 60.582.895 | 51.187.595 | 40.454.346 | 40.444.808 | 9.538 | 370.679 |
| 7402 | | | | | PROTECTIA MEDIULUI | | 18.861.820 | 20.861.820 | 12.804.724 | 12.804.724 | | 29.045.023 |
| | 05 | | | | SaŃinitate si gestiunea deșeurilor | | 18.582.520 | 20.582.520 | 12.804.724 | 12.804.724 | | 16.275.329 |
| | 01 | | | | Salubritate | | 15.000.000 | 17.000.000 | 10.780.996 | 10.780.996 | | 16.275.329 |
| | 02 | | | | Colectarea, tratarea si distrugerea deșeurilor | | 3.582.520 | 3.582.520 | 2.023.728 | 2.023.728 | | 13.757.525 |
| | 02 | | | | Canalizarea si tratarea apelor reziduale | | 279.300 | 279.300 | | | | 2.517.804 |
| 8000 | 02 | | | | Partea V-a ACTIUNI ECONOMICE | | 271.981.740 | 313.885.310 | 220.092.493 | 220.092.493 | | 201.257.869 |
| 8102 | | | | | COMBUSTIBILII SI ENERGIE | | 76.034.010 | 75.434.010 | 68.960.586 | 68.960.586 | | 38.308.124 |
| | 06 | | | | Energie termica | | 76.034.010 | 75.434.010 | 68.960.586 | 68.960.586 | | 38.308.124 |
| 8402 | | | | | TRANSPORTURI | | 195.947.730 | 238.451.300 | 151.131.907 | 151.131.907 | | 162.949.745 |
| | 03 | | | | Transport rutier | | 195.947.730 | 238.451.300 | 151.131.907 | 151.131.907 | | 162.949.745 |
| | 01 | | | | Drumuri si poduri | | 44.734.360 | 41.434.360 | 24.036.221 | 24.036.221 | | 162.949.745 |
| | 02 | | | | Transport in comun | | 92.534.850 | 127.616.570 | 83.923.326 | 83.923.326 | | 116.071.752 |

| Capi- tol | Sub- cap- tol | Fa- ra- graf | Gru- pa / Titlu | Ar- fi- col | Ali- ne- at | Denumire indicator | Credite de angajament | Credite bugetare | | Angajamente legale | Plati efectuate | Angajamente legale de platit | Cheltuieli efective | |
|--------------|---------------------|--------------------|-----------------------|-------------------|-------------------|--------------------|--------------------------|------------------|------------|-----------------------|--------------------|------------------------------------|------------------------|------------|
| | | | | | | | | initiale | definitive | | | | | |
| | | | A | | | B | 1 | 2 | 3 | 4 | 5 | 6 | 7=5-6 | 8 |
| 8402 | 03 | | | | | Strazi | | 58.678.520 | 69.400.370 | 43.172.360 | 43.172.360 | 43.172.360 | | 46.877.993 |

JUDETUL IASI
- buget local -
31.12.2017

DETALIEREA CHELTUIELILOR

| Capi- tol | Sub- cap- tol | Pa- ra- graf | Gr- pa- Titlu | Ar- ti- col | AB- ne- at | Denumire indicator | Credite de angajament | Credite bugetare | | Angajamente bugetare | Angajamente legale | Plati efectuate | Angajamente legale de platit | Cheltuieli efective |
|--------------|---------------------|--------------------|---------------------|-------------------|------------------|--|--------------------------|------------------|---------------|-------------------------|-----------------------|--------------------|------------------------------------|------------------------|
| | | | | | | | | initiale | definitive | | | | | |
| A | | | | | | B | 1 | 2 | 3 | 4 | 5 | 6 | 7=5-6 | 8 |
| 5002 | | | | | | TOTAL CHELTUIELI | | 973.527.380 | 1.067.201.470 | 816.462.014 | 816.462.014 | 806.024.052 | 10.437.962 | 824.365.978 |
| | 01 | | | | | CHELTUIELI CURENTE | | 702.190.630 | 835.142.960 | 689.087.934 | 689.087.934 | 679.892.292 | 9.195.642 | 777.851.730 |
| | 10 | | | | | TITLUL I CHELTUIELI DE PERSONAL | | 296.526.780 | 334.451.080 | 323.464.537 | 323.464.537 | 323.014.176 | 450.361 | 327.936.157 |
| | 20 | | | | | TITLUL II BUNURI SI SERVICII | | 214.434.675 | 276.549.668 | 195.230.793 | 195.230.793 | 186.490.015 | 8.740.778 | 223.670.657 |
| | 30 | | | | | TITLUL III DOBANZI | | 13.335.100 | 11.135.100 | 10.643.225 | 10.643.225 | 10.643.225 | | 10.619.575 |
| | 40 | | | | | TITLUL IV SUBVENTII | | 94.305.000 | 131.577.720 | 110.210.852 | 110.210.852 | 110.210.852 | | 114.064.407 |
| | 51 | | | | | TITLUL VI TRANSFERURI INTRE UNITATI ALE ADMINISTRATIEI PUBLICE | | 34.354.485 | 33.929.035 | 14.421.508 | 14.421.508 | 14.421.508 | | 4.133.095 |
| | 55 | | | | | TITLUL VII ALTE TRANSFERURI | | 4.017.000 | 4.017.000 | 3.999.842 | 3.999.842 | 3.999.842 | | 3.999.842 |
| | 56 | | | | | TITLUL VIII PROIECTE CU FINANTARE DIN FONDURI EXTERNE NERAMBURSABILE (FEN) | | | | | | | | |
| | | | | | | POSTADERARE | | 1.390.530 | 1.400.530 | 287.392 | 287.392 | 282.889 | 4.503 | 58.625.587 |
| | 57 | | | | | TITLUL VIII ASISTENTA SOCIALA | | 27.453.000 | 26.806.000 | 22.241.767 | 22.241.767 | 22.241.767 | | 24.530.793 |
| | 58 | | | | | TITLUL X PROIECTE CU FINANTARE DIN FONDURI EXTERNE NERAMBURSABILE | | | | | | | | |
| | | | | | | CADRULUI FINANCIAR 2014-2020 | | | 92.000 | | | | | |
| | 59 | | | | | TITLUL XI ALTE CHELTUIELI | | 16.374.060 | 15.184.827 | 8.588.018 | 8.588.018 | 8.588.018 | | 10.271.617 |
| | 70 | | | | | CHELTUIELI DE CAPITAL | | 226.686.260 | 197.486.550 | 93.047.167 | 93.047.167 | 91.804.847 | 1.242.320 | 40.654.251 |
| | 71 | | | | | TITLUL XIII ACTIVE NEFINANCIARE | | 201.501.260 | 172.501.550 | 67.862.167 | 67.862.167 | 66.619.847 | 1.242.320 | 40.654.251 |
| | 72 | | | | | TITLUL XIV ACTIVE FINANCIARE | | 25.185.000 | 25.185.000 | 25.185.000 | 25.185.000 | 25.185.000 | | 5.859.997 |
| | 79 | | | | | OPERATIUNI FINANCIARE | | 46.384.920 | 38.774.920 | 37.659.521 | 37.659.521 | 37.659.521 | | 5.859.997 |
| | 81 | | | | | TITLUL XVII RAMBURSARI DE CREDITE | | 46.384.920 | 38.774.920 | 37.659.521 | 37.659.521 | 37.659.521 | | 5.859.997 |
| | 84 | | | | | PLATI EFECTUATE IN ANII PRECEDENTI SI RECUPERATE IN ANUL CURENT | | -1.734.430 | -4.202.960 | -3.332.608 | -3.332.608 | -3.332.608 | | 70.177.392 |
| | 85 | | | | | TITLUL XIX PLATI EFECTUATE IN ANII PRECEDENTI SI RECUPERATE IN ANUL CURENT | | -1.734.430 | -4.202.960 | -3.332.608 | -3.332.608 | -3.332.608 | | 70.177.392 |
| 5100 | 02 | | | | | Partea I-a SERVICII PUBLICE GENERALE | | 81.447.900 | 84.635.300 | 68.422.318 | 68.422.318 | 68.422.318 | | 70.177.392 |

| Capi- tol | Sub- capi- tol | Pa- ra- graf | Gru- pa / Titlu col | AR- ne- at | Denumire indicator | Credite de angajament | Credite bugetare | | Angajamente bugetare | Angajamente legale | Plati efectuate | Angajamente legale de platit | Cheltuieli efective |
|--------------|----------------------|--------------------|------------------------------|------------------|--|--------------------------|------------------|------------|-------------------------|-----------------------|--------------------|------------------------------------|------------------------|
| | | | | | | | initiale | definitive | | | | | |
| A | | | | | B | 1 | 2 | 3 | 4 | 5 | 6 | 7=5-6 | 8 |
| 5102 | | | | | AUTORITATI PUBLICE SI ACTIUNI EXTERNE | | 64.400.120 | 71.389.420 | 55.864.699 | 55.864.699 | 55.864.699 | | 57.794.108 |
| | 01 | | | | CHELTUIELI CURENTE | | 58.284.660 | 67.620.740 | 55.901.645 | 55.901.645 | 55.901.645 | | 56.629.854 |
| | 10 | | | | TITLUL I CHELTUIELI DE PERSONAL | | 41.823.770 | 50.955.060 | 46.349.912 | 46.349.912 | 46.349.912 | | 47.403.495 |
| | 10 | 01 | | | Cheltuieli salariale in bani | | 34.041.960 | 41.538.306 | 37.863.893 | 37.863.893 | 37.863.893 | | 38.759.178 |
| | 10 | 01 | 01 | | Salarii de baza | | 33.497.880 | 40.973.382 | 37.418.922 | 37.418.922 | 37.418.922 | | 38.293.688 |
| | 10 | 01 | 06 | | Alte sporuri | | 8.240 | 8.508 | 6.648 | 6.648 | 6.648 | | 6.782 |
| | 10 | 01 | 12 | | Indemnizatii platite unor persoane din afara unitatii | | 474.340 | 474.342 | 411.984 | 411.984 | 411.984 | | 432.369 |
| | 10 | 01 | 13 | | Indemnizatii de delegare | | 61.500 | 59.500 | 26.339 | 26.339 | 26.339 | | 26.339 |
| | 10 | 01 | 30 | | Alte drepturi salariale in bani | | | 22.574 | | | | | |
| | 10 | 03 | | | Contributii | | 7.781.810 | 9.416.754 | 8.486.019 | 8.486.019 | 8.486.019 | | 8.644.317 |
| | 10 | 03 | 01 | | Contributii de asigurari sociale de stat | | 5.364.220 | 6.344.978 | 5.940.153 | 5.940.153 | 5.940.153 | | 6.077.379 |
| | 10 | 03 | 02 | | Contributii de asigurari de somaj | | 222.990 | 259.635 | 241.823 | 241.823 | 241.823 | | 251.326 |
| | 10 | 03 | 03 | | Contributii de asigurari sociale de sanatate | | 1.830.650 | 2.339.063 | 1.957.991 | 1.957.991 | 1.957.991 | | 2.004.090 |
| | 10 | 03 | 04 | | Contributii de asigurari pentru accidente de munca si boli profesionale | | 52.950 | 63.193 | 56.319 | 56.319 | 56.319 | | 57.658 |
| | 10 | 03 | 06 | | Contributii pentru concedii si indemnizatii | | 311.000 | 389.885 | 289.733 | 289.733 | 289.733 | | 253.864 |
| | 20 | | | | TITLUL II BUNURI SI SERVICII | | 10.460.890 | 14.715.680 | 9.296.338 | 9.296.338 | 9.296.338 | | 8.970.964 |
| | 20 | 01 | | | Bunuri si servicii | | 4.759.805 | 5.936.078 | 4.111.207 | 4.111.207 | 4.111.207 | | 4.152.637 |
| | 20 | 01 | 01 | | Furnituri de birou | | 358.640 | 303.215 | 146.446 | 146.446 | 146.446 | | 188.497 |
| | 20 | 01 | 02 | | Materialie pentru curatenie | | 159.000 | 159.000 | 83.772 | 83.772 | 83.772 | | 109.306 |
| | 20 | 01 | 03 | | Incalziri, iluminat si forta motrica | | 489.000 | 841.562 | 532.062 | 532.062 | 532.062 | | 561.275 |
| | 20 | 01 | 04 | | Apa, canal si salubritate | | 116.600 | 155.911 | 111.383 | 111.383 | 111.383 | | 111.847 |
| | 20 | 01 | 05 | | Carburanti si lubrifianti | | 70.000 | 74.027 | 49.147 | 49.147 | 49.147 | | 36.197 |
| | 20 | 01 | 06 | | Piese de schimb | | 150.000 | 164.678 | 71.641 | 71.641 | 71.641 | | 76.755 |

| Capi- tol | Sub- capi- tol | Pa- ra- graf | Gr- pa / Titlu | Ar- ti- col | Al- ne- al | Denumire indicator | Credite de angajament | Credite bugetare | | Angajamente bugetare | Angajamente legale | Plati efectuate | Angajamente legale de platit | Cheltuieli efective |
|--------------|----------------------|--------------------|----------------------|-------------------|------------------|---|--------------------------|------------------|------------|-------------------------|-----------------------|--------------------|------------------------------------|------------------------|
| | | | | | | | | initiale | definitive | | | | | |
| A | | | | | | B | 1 | 2 | 3 | 4 | 5 | 6 | 7=5-6 | 8 |
| | 20 | 01 | 08 | | | Posta, telecomunicatii, radio, tv, internet | | 1.039.619 | 1.260.701 | 902.050 | 902.050 | 902.050 | 902.050 | 712.459 |
| | 20 | 01 | 09 | | | Materiale si prestari de servicii cu caracter functional | | | 6.965 | | | | | |
| | 20 | 01 | 30 | | | Alte bunuri si servicii pentru intretinere si functionare | | 2.386.946 | 2.970.019 | 2.214.706 | 2.214.706 | 2.214.706 | 2.356.301 | |
| | 20 | 02 | | | | Reparatii curente | | 530.000 | 530.000 | 185.624 | 185.624 | 185.624 | 200.064 | |
| | 20 | 05 | | | | Bunuri de natura obiectelor de inventar | | 297.775 | 461.879 | 373.539 | 373.539 | 373.539 | 8.421 | |
| | 20 | 05 | 01 | | | Uniforme si echipament | | | 14.000 | 11.907 | 11.907 | 11.907 | | |
| | 20 | 05 | 30 | | | Alte obiecte de inventar | | 297.775 | 447.879 | 361.632 | 361.632 | 361.632 | 8.421 | |
| | 20 | 06 | | | | Deplasari, detasari, transferari | | 961.621 | 883.621 | 730.157 | 730.157 | 730.157 | 735.448 | |
| | 20 | 06 | 01 | | | Deplasari interne, detasari, transferari | | 710.621 | 703.621 | 588.861 | 588.861 | 588.861 | 593.631 | |
| | 20 | 06 | 02 | | | Deplasari in strainatate | | 251.000 | 180.000 | 141.296 | 141.296 | 141.296 | 141.817 | |
| | 20 | 11 | | | | Carti, publicatii si materiale documentare | | 1.000 | 2.000 | | | | | |
| | 20 | 13 | | | | Pregatire profesionala | | 181.650 | 199.650 | 181.508 | 181.508 | 181.508 | 181.778 | |
| | 20 | 14 | | | | Protectia muncii | | 30.000 | 18.440 | | | | | |
| | 20 | 25 | | | | Cheltuieli judiciare si extrajudiciare derivate din actiuni in reprezentarea intereselor statului, potrivit dispozitiilor legale | | | | | | | | |
| | 20 | 30 | | | | Alte cheltuieli | | 690.000 | 1.710.005 | 753.448 | 753.448 | 753.448 | 754.952 | |
| | 20 | 30 | 01 | | | Reclama si publicitate | | 3.009.039 | 4.974.007 | 2.960.855 | 2.960.855 | 2.960.855 | 2.937.664 | |
| | 20 | 30 | 02 | | | Protocol si reprezentare | | 40.000 | 40.000 | 11.239 | 11.239 | 11.239 | 11.239 | |
| | 20 | 30 | 03 | | | Prime de asigurare non-viata | | 200.000 | 50.000 | 26.481 | 26.481 | 26.481 | 34.627 | |
| | 20 | 30 | 30 | | | Alte cheltuieli cu bunuri si servicii | | 55.000 | 85.000 | 38.998 | 38.998 | 38.998 | 38.998 | |
| | 20 | 30 | 59 | | | TITLUL XI ALTE CHELTUIELI | | 2.714.039 | 4.799.007 | 2.884.137 | 2.884.137 | 2.884.137 | 2.852.800 | |
| | 59 | | | | | Despagubiri civile | | 6.000.000 | 1.950.000 | 255.395 | 255.395 | 255.395 | 255.395 | |
| | 59 | 17 | | | | | | 6.000.000 | 1.950.000 | 255.395 | 255.395 | 255.395 | 255.395 | |

| Capi- tot | Sub- capi- tot | Pa- ra- gra- ful | Gr- pa/ Titlu | Ar- ti- col | Al- at | Denumire indicator | Credite de angajament | Credite bugetare | | Angajamente bugetare | Angajamente legale | Plafi efectuate | Angajamente legale de plafit | Cheltuieli efective | |
|---|----------------------|---------------------------|---------------------|-------------------|-----------|--|--------------------------|------------------|------------|-------------------------|-----------------------|--------------------|------------------------------------|------------------------|--|
| | | | | | | | | initiale | definitive | | | | | | |
| A | | | | | | | 1 | 2 | 3 | 4 | 5 | 6 | 7=5-6 | 8 | |
| B | | | | | | | | | | | | | | | |
| TITLUL VI TRANSFERURI INTRE UNITATI ALE | | | | | | | | | | | | | | | |
| ADMINISTRATIEI PUBLICE | | | | | | | | | | | | | | | |
| | | | 51 | 01 | | Transferuri curente | | 3.561.995 | 1.959.995 | 1.763.709 | 1.763.709 | 1.763.709 | 1.763.709 | 1.763.709 | |
| | | | 51 | 01 | 01 | Transferuri catre institutiile publice | | 3.465.995 | 1.959.995 | 1.763.709 | 1.763.709 | 1.763.709 | 1.763.709 | 1.763.709 | |
| | | | 51 | 02 | | Transferuri de capital | | 3.465.995 | 1.959.995 | 1.763.709 | 1.763.709 | 1.763.709 | 1.763.709 | 1.763.709 | |
| | | | 51 | 02 | 29 | Alte transferuri de capital catre institutii publice | | 96.000 | | | | | | | |
| | | | | | | 96.000 | | | | | | | | | |
| TRANZACTII PRIVIND DATORIA PUBLICA SI IMPRUMUTURI | | | | | | | | | | | | | | | |
| 5502 | | | 01 | | | CHELTUIELI CURENTE | | 13.335.100 | 11.135.100 | 10.643.225 | 10.643.225 | 10.643.225 | 10.643.225 | 10.619.575 | |
| | | | 30 | | | TITLUL III DOBANZI | | 13.335.100 | 11.135.100 | 10.643.225 | 10.643.225 | 10.643.225 | 10.643.225 | 10.619.575 | |
| | | | 30 | 01 | | Dobanzi aferente datoriei publice interne | | 5.729.100 | 4.429.100 | 4.054.963 | 4.054.963 | 4.054.963 | 4.054.963 | 3.155.289 | |
| | | | 30 | 01 | 01 | Dobanzi aferente datoriei publice interne directe | | 5.344.100 | 4.344.100 | 4.022.080 | 4.022.080 | 4.022.080 | 4.022.080 | 3.155.289 | |
| | | | 30 | 01 | 02 | Dobanzi aferente creditorilor interni garantate | | 385.000 | 85.000 | 32.883 | 32.883 | 32.883 | 32.883 | | |
| | | | 30 | 02 | | Dobanzi aferente datoriei publice externe | | 7.217.000 | 6.417.000 | 6.299.274 | 6.299.274 | 6.299.274 | 6.299.274 | 7.175.298 | |
| | | | 30 | 02 | 02 | Dobanzi aferente creditorilor externe contractate de ordonatorii de credite | | 6.217.000 | 5.717.000 | 5.711.259 | 5.711.259 | 5.711.259 | 5.711.259 | 6.587.283 | |
| | | | 30 | 02 | 03 | Dobanzi aferente creditorilor externe garantate si/sau directe submprumutate | | 1.000.000 | 700.000 | 588.015 | 588.015 | 588.015 | 588.015 | 588.015 | |
| | | | 30 | 03 | | Alte dobanzi | | 389.000 | 289.000 | 288.988 | 288.988 | 288.988 | 288.988 | 288.988 | |
| | | | 30 | 03 | 05 | Dobanzi la operatiunile de leasing | | 389.000 | 289.000 | 288.988 | 288.988 | 288.988 | 288.988 | 288.988 | |
| 6000 | 02 | | | | | Parca I-a APARARE, ORDINE PUBLICA SI SIGURANTA NATIONALA | | 33.795.220 | 34.013.610 | 29.831.299 | 29.831.299 | 28.834.668 | 996.631 | 28.912.463 | |
| 6102 | | | | | | ORDINE PUBLICA SI SIGURANTA NATIONALA | | 33.795.220 | 34.013.610 | 29.831.299 | 29.831.299 | 28.834.668 | 996.631 | 28.912.463 | |

| Capi- tol | Sub- capitol | Pa- ra- graf | Ar- ti- cul | Ali- ne- at | Denumire indicator | Credite de angajament | Credite bugetare | | Angajamente bugetare | Angajamente legale | Plati efectuate | Angajamente legale de platit | Cheltuieli efective |
|--------------|-----------------|--------------------|-------------------|-------------------|--|--------------------------|------------------|------------|-------------------------|-----------------------|--------------------|------------------------------------|------------------------|
| | | | | | | | initiale | definitive | | | | | |
| A | | | B | | | 1 | 2 | 3 | 4 | 5 | 6 | 7-5-6 | 8 |
| | 01 | | | | CHELTUIELI CURENTE | | 28.300.000 | 29.642.630 | 28.339.052 | 28.339.052 | 27.976.959 | 362.093 | 28.334.375 |
| | 10 | | | | TITLUL I CHELTUIELI DE PERSONAL | | 26.000.000 | 27.100.000 | 26.583.139 | 26.583.139 | 26.583.139 | | 26.971.124 |
| | 10 | 01 | | | Cheltuieli salariale in bani | | 17.953.000 | 18.766.070 | 18.573.738 | 18.573.738 | 18.573.738 | | 18.709.200 |
| | 10 | 01 | 01 | | Salarii de baza | | 17.523.920 | 18.228.460 | 18.083.576 | 18.083.576 | 18.083.576 | | 18.183.027 |
| | 10 | 01 | 05 | | Sporturi pentru conditii de munca | | 369.830 | 478.360 | 456.808 | 456.808 | 456.808 | | 492.819 |
| | 10 | 01 | 13 | | Indemnizatii de delegare | | 59.250 | 59.250 | 33.354 | 33.354 | 33.354 | | 33.354 |
| | 10 | 02 | | | Cheltuieli salariale in natura | | 4.282.200 | 4.282.200 | 4.048.120 | 4.048.120 | 4.048.120 | | 4.048.120 |
| | 10 | 02 | 02 | | Norme de hrana | | 4.282.200 | 4.282.200 | 4.048.120 | 4.048.120 | 4.048.120 | | 4.048.120 |
| | 10 | 03 | | | Contributii | | 3.764.800 | 4.051.730 | 3.961.281 | 3.961.281 | 3.961.281 | | 4.213.804 |
| | 10 | 03 | 01 | | Contributii de asigurari sociale de stat | | 2.726.640 | 2.938.420 | 2.880.566 | 2.880.566 | 2.880.566 | | 2.949.647 |
| | 10 | 03 | 02 | | Contributii de asigurari de somaj | | 81.320 | 88.650 | 85.114 | 85.114 | 85.114 | | 87.088 |
| | 10 | 03 | 03 | | Contributii de asigurari sociale de sanatate | | 901.670 | 966.070 | 948.025 | 948.025 | 948.025 | | 969.824 |
| | 10 | 03 | 04 | | Contributii de asigurari pentru accidente de munca si boli profesionale | | 45.170 | 48.590 | 47.576 | 47.576 | 47.576 | | 48.669 |
| | 10 | 03 | 06 | | Contributii pentru concedii si indemnizatii | | 10.000 | 10.000 | | | | | 158.576 |
| | 20 | | | | TITLUL II BUNURI SI SERVICII | | 2.300.000 | 2.542.630 | 1.755.913 | 1.755.913 | 1.393.820 | 362.093 | 1.355.251 |
| | 20 | 01 | | | Bunuri si servicii | | 1.086.000 | 1.199.630 | 949.150 | 949.150 | 814.185 | 134.965 | 943.080 |
| | 20 | 01 | 01 | | Furnituri de birou | | 80.000 | 77.000 | 73.872 | 73.872 | 69.439 | 4.433 | 73.265 |
| | 20 | 01 | 02 | | Materiale pentru curatenie | | 20.000 | 16.000 | 15.805 | 15.805 | 15.805 | | 14.475 |
| | 20 | 01 | 03 | | Incalzit, iluminat si forta motrica | | 160.000 | 155.000 | 124.785 | 124.785 | 111.867 | 12.898 | 124.785 |
| | 20 | 01 | 04 | | Apa, canal si salubritate | | 22.000 | 22.000 | 21.665 | 21.665 | 19.901 | 1.764 | 21.123 |
| | 20 | 01 | 05 | | Carburanti si lubrifianti | | 290.000 | 266.000 | 227.914 | 227.914 | 189.805 | 38.109 | 210.695 |
| | 20 | 01 | 06 | | Piese de schimb | | 29.000 | 29.000 | 17.977 | 17.977 | 12.405 | 5.572 | 22.268 |
| | 20 | 01 | 08 | | Posta, telecomunicatii, radio, tv, internet | | 115.000 | 110.000 | 93.017 | 93.017 | 85.460 | 7.557 | 92.643 |

| Capi- tol | Sub- capi- tol | Pa- ra- graf | Gr- pa/ Titlu | Ar- ti- col | AH- ne- at | Denumire indicator | Credite de angajament | Credite bugetare | | Angajamente bugetare | Angajamente legale | Plati efectuate | Angajamente legale de platit | Cheltuieli efective |
|--------------|----------------------|--------------------|---------------------|-------------------|------------------|---|--------------------------|------------------|---------|-------------------------|-----------------------|--------------------|------------------------------------|------------------------|
| | | | | | | | | 2 | 3 | | | | | |
| A | | | | | | | 1 | 2 | 3 | 4 | 5 | 6 | 7=5-6 | 8 |
| | | | | | | B | | | | | | | | |
| | 20 | 01 | 09 | | | Materiale si prestari de servicii cu caracter functional | | 270.000 | 390.630 | 261.185 | 261.185 | 217.298 | 43.887 | 235.154 |
| | 20 | 01 | 30 | | | Alte bunuri si servicii pentru inretinere si functionare | | 100.000 | 134.000 | 112.930 | 112.930 | 92.183 | 20.745 | 128.672 |
| | 20 | 02 | | | | Reparatii curente | | 130.000 | 140.000 | 135.752 | 135.752 | 122.414 | 13.338 | 135.751 |
| | 20 | 03 | | | | Hrana | | 5.000 | 5.000 | 4.905 | 4.905 | 4.905 | | 4.905 |
| | 20 | 03 | 01 | | | Hrana pentru oameni | | 5.000 | 5.000 | 4.905 | 4.905 | 4.905 | | 4.905 |
| | 20 | 04 | | | | Medicamente si materiale sanitare | | 2.000 | 2.000 | 1.809 | 1.809 | 1.809 | | 1.809 |
| | 20 | 04 | 01 | | | Medicamente | | 1.000 | | | | | | |
| | 20 | 04 | 02 | | | Materiale sanitare | | 500 | 1.500 | 1.362 | 1.362 | 1.362 | | 1.362 |
| | 20 | 04 | 04 | | | Dezinfectanti | | 500 | 500 | 447 | 447 | 447 | | 447 |
| | 20 | 05 | | | | Bunuri de natura obiectelor de inventar | | 622.000 | 860.000 | 392.515 | 392.515 | 186.581 | 205.934 | 290 |
| | 20 | 05 | 01 | | | Uniforme si echipament | | 477.000 | 720.000 | 268.866 | 268.866 | 63.932 | 204.934 | |
| | 20 | 05 | 03 | | | Lenjerie si accesorii de pat | | 10.000 | 10.000 | 9.675 | 9.675 | 9.675 | | 9.675 |
| | 20 | 05 | 30 | | | Alte obiecte de inventar | | 135.000 | 130.000 | 113.974 | 113.974 | 112.974 | 1.000 | 290 |
| | 20 | 06 | | | | Deplasari, detasari, transferari | | 150.000 | 77.000 | 74.539 | 74.539 | 74.539 | | 74.539 |
| | 20 | 06 | 01 | | | Deplasari interne, detasari, transferari | | 150.000 | 77.000 | 74.539 | 74.539 | 74.539 | | 74.539 |
| | 20 | 11 | | | | Carti, publicitati si materiale documentare | | 10.000 | 5.000 | 3.857 | 3.857 | 3.857 | | 3.857 |
| | 20 | 13 | | | | Pregatire profesionala | | 105.000 | 78.000 | 63.837 | 63.837 | 63.837 | | 68.835 |
| | 20 | 15 | | | | Munite, furnituri si armament de natura activelor fixe pentru armata | | 30.000 | 30.000 | 28.800 | 28.800 | 28.800 | | 19.436 |
| | 20 | 25 | | | | Cheltuieli judiciare si extrajudiciare derivate din actiuni in reprezentarea intereselor statului, potrivit dispozitiilor legale | | | | | | | | |
| | 20 | 30 | | | | Alte cheltuieli | | 50.000 | 26.000 | 19.282 | 19.282 | 19.282 | | 19.282 |
| | 20 | 30 | 03 | | | Prime de asigurare non-viata | | 110.000 | 120.000 | 81.467 | 81.467 | 73.611 | 7.856 | 81.467 |
| | 20 | 30 | | | | | | 85.000 | 90.000 | 60.697 | 60.697 | 52.841 | 7.856 | 60.697 |

| Capi- tol | Sub- capi- tol | Pa- ra- graf | Gru- pa / Titlu | Ar- fi- col | Ali- ne- at | Denumire indicator | Credite de angajament | Credite bugetare | | Angajamente legale | Plati efectuate | Angajamente legale de platit | Cheltuieli efective |
|--------------|----------------------|--------------------|-----------------------|-------------------|-------------------|--|--------------------------|------------------|-------------|-----------------------|--------------------|------------------------------------|------------------------|
| | | | | | | | | initiale | definitive | | | | |
| A | | | B | | | 1 | 2 | 3 | 4 | 5 | 6 | 7=5-6 | 8 |
| | 20 | 30 | 30 | | | Alte cheltuieli cu humari si servicii | 25.000 | 30.000 | 20.770 | 20.770 | 20.770 | 20.770 | 20.770 |
| | 70 | | | | | CHELTUIELI DE CAPITAL | 5.495.220 | 4.379.350 | 1.497.988 | 1.497.988 | 863.450 | 634.538 | 588.088 |
| | 71 | | | | | TITLUL XIII ACTIVE NEFINANCIARE | 5.495.220 | 4.379.350 | 1.497.988 | 1.497.988 | 863.450 | 634.538 | 588.088 |
| | 71 | 01 | | | | Active fixe | 5.495.220 | 4.379.350 | 1.497.988 | 1.497.988 | 863.450 | 634.538 | 588.088 |
| | 71 | 01 | 01 | | | Constructii | | | | | | | 325 |
| | 71 | 01 | 02 | | | Masini, echipamente si mijloace de transport | 1.738.660 | 1.822.940 | 1.219.607 | 1.219.607 | 585.069 | 634.538 | 290.138 |
| | 71 | 01 | 03 | | | Mobilier, aparatura birou si alte active corporale | 3.686.560 | 2.486.410 | 208.781 | 208.781 | 208.781 | | 257.542 |
| | 71 | 01 | 30 | | | Alte active fixe | 70.000 | 70.000 | 69.600 | 69.600 | 69.600 | | 40.083 |
| | 84 | | | | | (inclusiv reparatii capitale) | | | | | | | |
| | 85 | | | | | PLATI EFECTUATE IN ANII PRECEDENTI SI RECUPERATE IN ANUL CURENT | | | | | | | |
| | 85 | | | | | Titul XIX PLATI EFECTUATE IN ANII PRECEDENTI SI RECUPERATE | | | | | | | |
| | 85 | 01 | | | | PRECEDENTI SI RECUPERATE IN ANUL CURENT | | | | | | | |
| | 85 | 01 | 01 | | | Plati efectuate in anii precedenti si recuperate in anul curent | | | | | | | |
| | 85 | 01 | 01 | | | Plati efectuate in anii precedenti si recuperate in anul curent (SF) | | | | | | | |
| 6500 | 02 | | | | | Partea II-a CHELTUIELI SOCIAL-CULTURALE | 483.284.180 | 543.567.430 | 437.159.988 | 437.159.988 | 427.728.195 | 9.431.793 | 454.969.712 |
| 6502 | | | | | | INVATAMANT | 245.527.340 | 274.199.800 | 250.918.097 | 250.918.097 | 242.600.772 | 8.317.325 | 265.418.665 |
| | 01 | | | | | CHELTUIELI CURENTE | 221.534.790 | 255.386.800 | 241.238.162 | 241.238.162 | 233.054.358 | 8.183.804 | 262.666.746 |
| | 10 | | | | | TITLUL I CHELTUIELI DE PERSONAL | 164.717.000 | 187.922.000 | 187.469.926 | 187.469.926 | 187.469.926 | | 189.394.672 |
| | 10 | 01 | | | | Cheltuieli salariale in bani | 133.832.672 | 152.799.000 | 152.561.986 | 152.561.986 | 152.561.986 | | 154.054.362 |
| | 10 | 01 | 01 | | | Salarii de baza | 119.969.591 | 137.437.185 | 137.309.751 | 137.309.751 | 137.309.751 | | 138.574.409 |
| | 10 | 01 | 02 | | | Salarii de merit | | | | | | | 11.533 |
| | 10 | 01 | 05 | | | Sporuri pentru conditii de munca | 45.336 | 35.340 | 35.335 | 35.335 | 35.335 | | 36.128 |

| Capi- tol | Sub- cap- tol | Pa- ra- graf | Gru- pa / Titlu col | Ar- ti- col | Ali- ne- at | Denumire indicator | Credite de angajament | Credite bugetare | | Angajamente bugetare | Angajamente legale | Plafi efectuate | Angajamente legale de platit | Cheltuieli efective |
|--------------|---------------------|--------------------|------------------------------|-------------------|-------------------|--|--------------------------|------------------|------------|-------------------------|-----------------------|--------------------|------------------------------------|------------------------|
| | | | | | | | | 2 | 3 | | | | | |
| A | | | | | | | 1 | 2 | 3 | 4 | 5 | 6 | 7=5-6 | 8 |
| | | | | | | B | | | | | | | | |
| | 10 | 01 | 06 | | | Alte sporuri | | 675.594 | 680.381 | 670.784 | 670.784 | 670.784 | 670.784 | 672.027 |
| | 10 | 01 | 07 | | | Ore suplimentare | | 2.000 | | | | | | |
| | 10 | 01 | 10 | | | Fond pentru posturi ocupate prin cumul | | 1.310.061 | 1.565.991 | 1.551.931 | 1.551.931 | 1.551.931 | 1.551.931 | 1.825.442 |
| | 10 | 01 | 11 | | | Fond aferent platii cu ora | | 8.980.103 | 8.331.677 | 8.280.961 | 8.280.961 | 8.280.961 | 8.280.961 | 8.195.757 |
| | 10 | 01 | 30 | | | Alte drepturi salariale in bani | | 2.851.987 | 4.746.426 | 4.713.224 | 4.713.224 | 4.713.224 | 4.713.224 | 4.739.066 |
| | 10 | 03 | | | | Contributii | | 30.884.328 | 35.123.000 | 34.907.940 | 34.907.940 | 34.907.940 | 34.907.940 | 35.340.310 |
| | 10 | 03 | 01 | | | Contributii de asigurari sociale de stat | | 20.916.263 | 24.400.959 | 24.344.229 | 24.344.229 | 24.344.229 | 24.344.229 | 25.045.048 |
| | 10 | 03 | 02 | | | Contributii de asigurari de somaj | | 725.230 | 746.174 | 714.297 | 714.297 | 714.297 | 714.297 | 727.800 |
| | 10 | 03 | 03 | | | Contributii de asigurari sociale de sanatate | | 7.085.478 | 7.861.913 | 7.820.360 | 7.820.360 | 7.820.360 | 7.820.360 | 8.025.591 |
| | 10 | 03 | 04 | | | Contributii de asigurari pentru accidente de munca si boli profesionale | | 273.590 | 300.427 | 252.720 | 252.720 | 252.720 | 252.720 | 255.966 |
| | 10 | 03 | 06 | | | Contributii pentru concedii si indemnizatii | | 1.883.767 | 1.813.527 | 1.776.334 | 1.776.334 | 1.776.334 | 1.776.334 | 1.285.905 |
| | 20 | | | | | TITLUL II BUNURI SI SERVICII | | 40.100.000 | 51.748.220 | 44.799.036 | 44.799.036 | 36.615.232 | 8.183.804 | 42.558.211 |
| | 20 | 01 | | | | Bunuri si servicii | | 25.642.148 | 29.936.660 | 29.541.702 | 29.541.702 | 23.829.491 | 5.712.211 | 26.525.237 |
| | 20 | 01 | 01 | | | Furnituri de birou | | 569.999 | 660.338 | 645.445 | 645.445 | 501.449 | 143.996 | 538.094 |
| | 20 | 01 | 02 | | | Materiale pentru curatenie | | 748.458 | 793.084 | 778.533 | 778.533 | 610.462 | 168.071 | 695.957 |
| | 20 | 01 | 03 | | | Incalziri, iluminat si forta motrica | | 13.779.664 | 15.360.150 | 15.219.203 | 15.219.203 | 12.802.036 | 2.417.167 | 14.049.671 |
| | 20 | 01 | 04 | | | Apa, canal si salubritate | | 2.737.268 | 3.003.843 | 2.982.745 | 2.982.745 | 2.531.411 | 451.334 | 2.801.615 |
| | 20 | 01 | 05 | | | Carburanti si lubrifianti | | 96.330 | 70.370 | 34.590 | 34.590 | 34.590 | | 36.155 |
| | 20 | 01 | 06 | | | Piese de schimb | | 32.136 | 31.136 | 13.608 | 13.608 | 13.608 | | 13.608 |
| | 20 | 01 | 07 | | | Transport | | 168.059 | 140.964 | 105.247 | 105.247 | 95.043 | 10.204 | 95.421 |
| | 20 | 01 | 08 | | | Posta, telecomunicatii, radio, tv, internet | | 810.328 | 853.291 | 846.100 | 846.100 | 678.343 | 167.757 | 721.547 |
| | 20 | 01 | 09 | | | Materiale si prestari de servicii cu caracter functional | | 1.829.586 | 2.178.941 | 2.141.772 | 2.141.772 | 1.643.395 | 498.377 | 1.556.159 |

| Capi- tol | Sub- capi- tol | Pa- ra- graf | Ar- ti- cul | Ali- ne- at | Denumire indicator | Credite de angajament | Credite bugetare | | Angajamente legale | Plati efectuate | Angajamente legale de platit | Cheltuieli efective | |
|--------------|----------------------|--------------------|-------------------|-------------------|---|--------------------------|------------------|------------|-----------------------|--------------------|------------------------------------|------------------------|---|
| | | | | | | | initiale | definitive | | | | | |
| A | | | | | | 1 | 2 | 3 | 4 | 5 | 6 | 7=5-6 | 8 |
| | | | | | B | | | | | | | | |
| 20 | 01 | 30 | | | Alte bunuri si servicii pentru intretinere si functionare | | 4.870.320 | 6.844.543 | 6.774.459 | 4.919.154 | 1.855.305 | 6.017.010 | |
| 20 | 02 | | | | Reparatii curente | | 9.566.776 | 16.128.888 | 10.839.619 | 8.680.968 | 2.158.651 | 13.423.765 | |
| 20 | 04 | | | | Medicamente si materiale sanitare | | 21.400 | 21.700 | 5.464 | 5.464 | | 8.790 | |
| 20 | 04 | 01 | | | Medicamente | | 18.900 | 19.700 | 4.899 | 4.899 | | 8.226 | |
| 20 | 04 | 02 | | | Materiale sanitare | | 2.200 | 2.000 | 565 | 565 | | 564 | |
| 20 | 04 | 04 | | | Dezinfectanti | | 300 | | | | | | |
| 20 | 05 | | | | Bunuri de natura obiectelor de inventar | | 2.393.287 | 2.802.775 | 2.381.780 | 2.146.568 | 235.212 | 481.256 | |
| 20 | 05 | 01 | | | Uniforme si echipament | | 3.156 | 4.156 | 2.377 | 2.377 | | | |
| 20 | 05 | 03 | | | Lenjerie si accesorii de pat | | 125.322 | 134.572 | 115.809 | 115.809 | | | |
| 20 | 05 | 30 | | | Alte obiecte de inventar | | 2.268.809 | 2.664.047 | 2.265.594 | 2.028.382 | 235.212 | 481.256 | |
| 20 | 06 | | | | Deplasari, detasari, transferari | | 93.584 | 63.921 | 22.050 | 22.050 | | 22.387 | |
| 20 | 06 | 01 | | | Deplasari interne, detasari, transferari | | 82.084 | 63.921 | 22.050 | 22.050 | | 22.387 | |
| 20 | 06 | 02 | | | Deplasari in stramutate | | 11.500 | | | | | | |
| 20 | 11 | | | | Carti, publicatii si materiale documentare | | 29.500 | 19.000 | 15.263 | 11.539 | 3.724 | 159 | |
| 20 | 12 | | | | Consultanta si expertiza | | 55.000 | 53.000 | 34.833 | 34.833 | | 37.833 | |
| 20 | 13 | | | | Pregatire profesionala | | 481.652 | 409.071 | 147.179 | 146.524 | 655 | 174.305 | |
| 20 | 14 | | | | Protectia muncii | | 347.377 | 330.236 | 247.864 | 247.269 | 595 | 273.048 | |
| 20 | 30 | | | | Alte cheltuieli | | 1.471.276 | 1.982.969 | 1.563.282 | 1.490.526 | 72.756 | 1.611.431 | |
| 20 | 30 | 01 | | | Reclama si publicitate | | 350 | 350 | | | | 350 | |
| 20 | 30 | 03 | | | Prime de asigurare non-viata | | 3.000 | 3.000 | 1.865 | 1.865 | | 1.865 | |
| 20 | 30 | 04 | | | Chirii | | 1.099.013 | 1.386.443 | 1.175.428 | 1.175.428 | | 1.264.895 | |
| 20 | 30 | 30 | | | Alte cheltuieli cu bunuri si servicii | | 368.913 | 593.176 | 385.989 | 313.233 | 72.756 | 344.321 | |
| 55 | | | | | TITLUL VII ALTE TRANSFERURI | | 4.017.000 | 4.017.000 | 3.999.842 | 3.999.842 | | 3.999.842 | |
| 55 | 01 | | | | A. Transferuri interne | | 4.017.000 | 4.017.000 | 3.999.842 | 3.999.842 | | 3.999.842 | |
| 55 | 01 | 63 | | | Finantarea invatamantului particular sau confesional acreditat | | 4.017.000 | 4.017.000 | 3.999.842 | 3.999.842 | | 3.999.842 | |

| Capi- tol | Sub- capi- tol | Pa- ra- graf | Gru- pa / Titlu | Ar- ti- col | Al- ne- at | Denumire indicator | Credite de angajament | Credite bugetare | | Angajamente bugetare | Angajamente legale | Plati efectuate | Angajamente legale de platit | Cheltuieli efective |
|--------------|----------------------|--------------------|-----------------------|-------------------|------------------|---|--------------------------|------------------|------------|-------------------------|-----------------------|--------------------|------------------------------------|------------------------|
| | | | | | | | | initiale | definitive | | | | | |
| A | | | B | | | 1 | 2 | 3 | 4 | 5 | 6 | 7-5-6 | 8 | |
| | 56 | | | | | TITLUL VIII PROIECTE CU FINANTARE DIN FONDURI EXTERNE NERAMBURSABILE (FEN) | | | | | | | | |
| | | | | | | POSTADERARE | | 578.730 | 558.730 | 126.868 | 126.868 | 126.868 | | 21.123.952 |
| | 56 | 01 | | | | Programa din Fondul European de Dezvoltare Regionala (FEDR) | | 578.730 | 558.730 | 126.868 | 126.868 | 126.868 | | 21.123.952 |
| | 56 | 01 | 01 | | | Finantarea nationala | | | | | | | | 3.212.949 |
| | 56 | 01 | 02 | | | Finantarea externa nerambursabila | | | | | | | | 11.609.160 |
| | 56 | 01 | 03 | | | Cheltuieli necuizibile | | 578.730 | 558.730 | 126.868 | 126.868 | 126.868 | | 6.301.843 |
| | 57 | | | | | TITLUL VIII ASISTENTA SOCIALA | | 5.891.000 | 4.883.000 | 1.562.638 | 1.562.638 | 1.562.638 | | 1.611.427 |
| | 57 | 02 | | | | Ajutoare sociale | | 5.891.000 | 4.883.000 | 1.562.638 | 1.562.638 | 1.562.638 | | 1.611.427 |
| | 57 | 02 | 01 | | | Ajutoare sociale in numerar | | 2.845.000 | 2.883.800 | 508.318 | 508.318 | 508.318 | | 508.318 |
| | 57 | 02 | 02 | | | Ajutoare sociale in natura | | 2.000.000 | 1.961.200 | 1.054.320 | 1.054.320 | 1.054.320 | | 1.102.559 |
| | 57 | 02 | 03 | | | Tichete de cresa si tichete sociale pentru gradinita | | 37.000 | 38.000 | | | | | 550 |
| | 57 | 02 | 05 | | | Suport alimentar | | 1.009.000 | | | | | | |
| | 59 | | | | | TITLUL XI ALTE CHELTUIELI | | 6.231.060 | 6.257.850 | 3.279.852 | 3.279.852 | 3.279.852 | | 3.978.642 |
| | 59 | 01 | | | | Burse | | 6.231.060 | 6.231.050 | 3.253.060 | 3.253.060 | 3.253.060 | | 3.951.850 |
| | 59 | 17 | | | | Despagubiri civile | | | 26.800 | 26.792 | 26.792 | 26.792 | | 26.792 |
| | 70 | | | | | CHELTUIELI DE CAPITAL | | 24.075.250 | 19.056.810 | 9.906.391 | 9.906.391 | 9.772.870 | 133.521 | 2.751.919 |
| | 71 | | | | | TITLUL XIII ACTIVE NEFINANCIARE | | 24.075.250 | 19.056.810 | 9.906.391 | 9.906.391 | 9.772.870 | 133.521 | 2.751.919 |
| | 71 | 01 | | | | Active fixe | | 24.075.250 | 19.056.810 | 9.906.391 | 9.906.391 | 9.772.870 | 133.521 | 2.751.919 |
| | 71 | 01 | 01 | | | Constructii | | 14.909.910 | 11.020.800 | 6.199.027 | 6.199.027 | 6.199.027 | | |
| | 71 | 01 | 02 | | | Masini, echipamente si mijloace de transport | | 181.500 | 307.100 | 159.834 | 159.834 | 119.302 | 40.532 | 989.254 |
| | 71 | 01 | 03 | | | Mobilier, aparatura birou si alte active corporale | | | | | | | | |
| | 71 | 01 | 30 | | | Alte active fixe (inclusiv reparatii capitale) | | 5.135.780 | 5.135.630 | 2.430.468 | 2.430.468 | 2.372.061 | 58.407 | 1.127.292 |
| | | | | | | | | 3.848.060 | 2.590.280 | 1.117.062 | 1.117.062 | 1.082.480 | 34.582 | 635.373 |

| Capi- tol | Sub- capi- tol | Pa- ra- gra- ful | Ar- ti- col | Al- ne- at | Denumire indicator | Credite de angajament | Credite bugetare | | Angajamente bugetare | Angajamente legale | Plati efectuate | Angajamente legale de platit | Cheltuieli efective |
|--------------|----------------------|---------------------------|-------------------|------------------|--|--------------------------|------------------|------------|-------------------------|-----------------------|--------------------|------------------------------------|------------------------|
| | | | | | | | initiale | definitive | | | | | |
| A | | | | | B | 1 | 2 | 3 | 4 | 5 | 6 | 7=5-6 | 8 |
| | 84 | | | | PLATI EFECTUATE IN ANII PRECEDENTI SI RECUPERATE IN ANUL CURENT | | -82.700 | -243.810 | -226.456 | -226.456 | -226.456 | | |
| | 85 | | | | TITLUL XIX PLATI EFECTUATE IN ANII PRECEDENTI SI RECUPERATE IN ANUL CURENT | | -82.700 | -243.810 | -226.456 | -226.456 | -226.456 | | |
| | 85 | 01 | | | Plati efectuate in anii precedenti si recuperate in anul curent | | -82.700 | -243.810 | -226.456 | -226.456 | -226.456 | | |
| | 85 | 01 | 01 | | Plati efectuate in anii precedenti si recuperate in anul curent (SF) | | -82.700 | -243.810 | -226.456 | -226.456 | -226.456 | | |
| 6602 | | | | | SANATATE | | 64.181.990 | 69.780.710 | 29.730.337 | 29.730.337 | 29.730.337 | | 11.162.552 |
| | 01 | | | | CHELTUIELI CURENTE | | 41.430.580 | 44.498.290 | 20.140.717 | 20.140.717 | 20.140.717 | | 9.631.511 |
| | 10 | | | | TITLUL I CHELTUIELI DE PERSONAL | | 8.238.080 | 8.851.940 | 7.308.229 | 7.308.229 | 7.308.229 | | 7.221.716 |
| | 10 | 01 | | | Cheltuieli salariale in bani | | 6.726.290 | 7.173.380 | 5.921.582 | 5.921.582 | 5.921.582 | | 5.921.582 |
| | 10 | 01 | 01 | | Salarii de baza | | 6.726.290 | 7.173.380 | 5.921.582 | 5.921.582 | 5.921.582 | | 5.921.582 |
| | 10 | 03 | | | Contributii | | 1.511.790 | 1.678.560 | 1.386.647 | 1.386.647 | 1.386.647 | | 1.300.134 |
| | 10 | 03 | 01 | | Contributii de asigurari sociale de stat | | 1.058.669 | 1.134.769 | 938.105 | 938.105 | 938.105 | | 938.105 |
| | 10 | 03 | 02 | | Contributii de asigurari de somaj | | 33.500 | 35.911 | 25.697 | 25.697 | 25.697 | | 25.697 |
| | 10 | 03 | 03 | | Contributii de asigurari sociale de sanatare | | 348.400 | 373.468 | 308.069 | 308.069 | 308.069 | | 308.069 |
| | 10 | 03 | 04 | | Contributii de asigurari pentru accidente de munca si boli profesionale | | 14.338 | 15.495 | 12.716 | 12.716 | 12.716 | | 12.716 |
| | 10 | 03 | 06 | | Contributii pentru concedii si indemnizatii | | 56.952 | 118.917 | 102.060 | 102.060 | 102.060 | | 102.060 |
| | 20 | | | | TITLUL II BUNURI SI SERVICII | | 4.300.010 | 4.577.310 | 1.074.689 | 1.074.689 | 1.074.689 | | 855.652 |
| | 20 | 02 | | | Reparatii curente | | 4.000.000 | 4.000.000 | 834.191 | 834.191 | 834.191 | | 631.911 |
| | 20 | 04 | | | Medicamente si materiale sanitare | | 92.700 | 191.900 | 66.835 | 66.835 | 66.835 | | 61.112 |
| | 20 | 04 | 01 | | Medicamente | | 33.500 | 33.500 | 26.698 | 26.698 | 26.698 | | 26.698 |

| Capi- tol | Sub- capi- tol | Pa- ra- graf | Ar- ti- col | Ali- ne- at | Denumire indicator | Credite de angajament | Credite bugetare | | Angajamente bugetare | Angajamente legale | Plati efectuate | Angajamente legale de platit | Cheltuieli efective |
|--------------|----------------------|--------------------|-------------------|-------------------|---|--------------------------|------------------|------------|-------------------------|-----------------------|--------------------|------------------------------------|------------------------|
| | | | | | | | initiale | definitive | | | | | |
| A | | | | | B | 1 | 2 | 3 | 4 | 5 | 6 | 7=5-6 | 8 |
| | 20 | 04 | 02 | | Materiale sanitare | | 49.200 | 148.400 | 40.137 | 40.137 | 40.137 | | 34.414 |
| | 20 | 04 | 04 | | Dezinfectant | | 10.000 | 10.000 | | | | | |
| | 20 | 05 | | | Bunuri de natura obiectelor de inventar | | 34.110 | 49.500 | 9.143 | 9.143 | 9.143 | | |
| | 20 | 05 | 01 | | Uniforme si echipament | | 18.700 | 18.700 | | | | | |
| | 20 | 05 | 30 | | Alte obiecte de inventar | | 15.410 | 30.800 | 9.143 | 9.143 | 9.143 | | |
| | 20 | 06 | | | Deplasari, detasari, transferari | | 74.000 | 197.510 | 74.172 | 74.172 | 74.172 | | |
| | 20 | 06 | 01 | | Deplasari interne, detasari, transferari | | 74.000 | 197.510 | 74.172 | 74.172 | 74.172 | | 46.732 |
| | 20 | 13 | | | Pregatire profesionala | | 50.000 | 91.000 | 58.430 | 58.430 | 58.430 | | 46.732 |
| | 20 | 30 | | | Alte cheltuieli | | 49.200 | 47.400 | 31.918 | 31.918 | 31.918 | | 84.120 |
| | 20 | 30 | 30 | | Alte cheltuieli cu bunuri si servicii | | 49.200 | 47.400 | 31.918 | 31.918 | 31.918 | | 31.777 |
| | 51 | | | | TITLUL VI TRANSFERURI INTRE UNITATI ALE ADMINISTRATIEI PUBLICE | | | | | | | | |
| | 51 | 01 | | | Transferuri curente | | 28.892.490 | 31.069.040 | 11.757.799 | 11.757.799 | 11.757.799 | | 1.469.386 |
| | 51 | 01 | 46 | | Transferuri din bugetele locale pentru finantarea cheltuiilor curente din domeniul sanatatii | | 1.700.000 | 2.730.000 | 1.469.386 | 1.469.386 | 1.469.386 | | 1.469.386 |
| | 51 | 02 | | | Transferuri de capital | | 1.700.000 | 2.730.000 | | | | | |
| | 51 | 02 | 28 | | Transferuri din bugetele locale pentru finantarea cheltuiilor de capital din domeniul sanatatii | | 27.192.490 | 28.339.040 | 10.288.413 | 10.288.413 | 10.288.413 | | 1.469.386 |
| | 56 | | | | TITLUL VIII PROIECTE CU FINANTARE DIN FONDURI EXTERNE NERAMBURSABILE (FEN) POSTADERARE | | | | | | | | |
| | 56 | 01 | | | Programe din Fondul European de Dezvoltare Regionala (FEDR) | | | | | | | | 84.757 |
| | 56 | 01 | 02 | | Finantarea externa nerambursabila | | | | | | | | 84.757 |
| | 70 | | | | CHELTUIELI DE CAPITAL | | 22.751.410 | 25.742.420 | 10.047.287 | 10.047.287 | 10.047.287 | | 1.531.041 |
| | 71 | | | | TITLUL XIII ACTIVE NEFINANCIARE | | 22.751.410 | 25.742.420 | 10.047.287 | 10.047.287 | 10.047.287 | | 1.531.041 |

| Capi- tol | Sub- capi- tol | Pa- ra- graf | Gr- pa / Titlu | Al- ne- at | Denumire indicator | Credite de angajament | Credite bugetare | | Angajamente bugetare | Angajamente legale | Plati efectuate | Angajamente legale de platit | Cheltuieli efective |
|--------------|----------------------|--------------------|----------------------|------------------|--|--------------------------|------------------|-------------|-------------------------|-----------------------|--------------------|------------------------------------|------------------------|
| | | | | | | | initiale | definitive | | | | | |
| A | | | | | B | 1 | 2 | 3 | 4 | 5 | 6 | 7-5-6 | 8 |
| | 71 | 01 | | | Active fixe | | 22.751.410 | 25.742.420 | 10.047.287 | 10.047.287 | 10.047.287 | | 1.531.041 |
| | 71 | 01 | 01 | | Construcții | | 21.443.650 | 24.515.310 | 9.904.781 | 9.904.781 | 9.904.781 | | 60.541 |
| | 71 | 01 | 02 | | Masini, echipamente si mijloace de transport | | | | | | | | 1.429.384 |
| | 71 | 01 | 03 | | Mobilier, aparatura biroutica si alte active corporale | | | | | | | | 34.185 |
| | 71 | 01 | 30 | | Alte active fixe | | 1.307.760 | 1.227.110 | 142.506 | 142.506 | 142.506 | | 6.931 |
| | 84 | | | | (inclusiv reparatii capitale) | | | | | | | | |
| | 84 | | | | PLATI EFECTUATE IN ANII PRECEDENTI SI RECUPERATE IN ANUL CURENT | | | -460.000 | -457.667 | -457.667 | -457.667 | | |
| | 85 | | | | Titluri XIX PLATI EFECTUATE IN ANII PRECEDENTI SI RECUPERATE | | | | | | | | |
| | 85 | 01 | | | IN ANUL CURENT | | | -460.000 | -457.667 | -457.667 | -457.667 | | |
| | 85 | 01 | | | PLati efectuate in anii precedenti si recuperate in anul curent | | | -460.000 | -457.667 | -457.667 | -457.667 | | |
| | 85 | 01 | 02 | | PLati efectuate in anii precedenti si recuperate in anul curent (SD) | | | -460.000 | -457.667 | -457.667 | -457.667 | | |
| 6702 | 01 | | | | CULTURA, RECREEREA SI RELIGIE | | 104.774.720 | 123.768.900 | 92.438.765 | 92.438.765 | 91.324.297 | 1.114.468 | 109.710.683 |
| | 10 | | | | CHELTUIELI CURENTE | | 88.607.800 | 115.227.190 | 88.574.164 | 88.574.164 | 87.933.957 | 640.207 | 102.671.517 |
| | 10 | 01 | | | TITLUL I CHELTUIELI DE PERSONAL | | 21.342.000 | 24.453.130 | 23.624.911 | 23.624.911 | 23.174.550 | 450.361 | 23.983.917 |
| | 10 | 01 | | | Cheltuieli salariale in bani | | 17.510.370 | 20.398.743 | 19.607.361 | 19.607.361 | 19.253.312 | 354.049 | 19.973.057 |
| | 10 | 01 | 01 | | Salarii de baza | | 11.519.170 | 14.194.873 | 14.124.291 | 14.124.291 | 13.862.911 | 261.380 | 14.377.741 |
| | 10 | 01 | 05 | | Sporuri pentru conditii de munca | | 1.236.200 | 1.159.670 | 1.159.670 | 1.159.670 | 1.097.378 | 62.292 | 1.201.821 |
| | 10 | 01 | 06 | | Alte sporuri | | 15.000 | 14.420 | 14.420 | 14.420 | 14.348 | 72 | 15.106 |
| | 10 | 01 | 10 | | Fond pentru posturi ocupate prin cumal | | 251.000 | 210.000 | 209.603 | 209.603 | 209.603 | | 222.368 |
| | 10 | 01 | 12 | | Indemnizatii plătite unor persoane din afara unitatii | | 2.696.000 | 3.016.380 | 2.344.592 | 2.344.592 | 2.327.026 | 17.566 | 2.393.974 |
| | 10 | 01 | 13 | | Indemnizatii de delegare | | 76.000 | 61.400 | 22.547 | 22.547 | 22.547 | | 22.547 |

| Capi- tol | Sub- capi- tol | Pa- ra- graf | Gru- pa / Titlu | Ar- ti- col | Ali- ne- af | Denumire indicator | Credite de angajament | Credite bugetare | | Angajamente bugetare | Angajamente legale | Plati efectuate | Angajamente legale de platit | Cheltuieli efective |
|--------------|----------------------|--------------------|-----------------------|-------------------|-------------------|--|--------------------------|------------------|------------|-------------------------|-----------------------|--------------------|------------------------------------|------------------------|
| | | | | | | | | initiale | definitive | | | | | |
| A | | | | | | B | I | 2 | 3 | 4 | 5 | 6 | 7=5-6 | 8 |
| | 10 | 01 | 16 | | | Alocatii pentru locuinte | | 407.000 | 401.000 | 391.238 | 391.238 | 391.238 | | 391.238 |
| | 10 | 01 | 30 | | | Alte drepturi salariale in bani | | 1.310.000 | 1.341.000 | 1.341.000 | 1.341.000 | 1.328.261 | 12.739 | 1.348.262 |
| | 10 | 03 | | | | Contributii | | 3.831.650 | 4.054.387 | 4.017.550 | 4.017.550 | 3.921.238 | 96.312 | 4.010.860 |
| | 10 | 03 | 01 | | | Contributii de asigurari sociale de stat | | 2.613.506 | 2.830.368 | 2.806.994 | 2.806.994 | 2.752.101 | 54.893 | 2.830.889 |
| | 10 | 03 | 02 | | | Contributii de asigurari de somaj | | 88.920 | 87.475 | 83.748 | 83.748 | 79.895 | 3.853 | 82.443 |
| | 10 | 03 | 03 | | | Contributii de asigurari sociale de sanatate | | 895.700 | 901.296 | 900.180 | 900.180 | 876.788 | 23.392 | 899.554 |
| | 10 | 03 | 04 | | | Contributii de asigurari pentru accidente de munca si boli profesionale | | 67.909 | 65.997 | 64.546 | 64.546 | 61.513 | 3.033 | 63.215 |
| | 10 | 03 | 06 | | | Contributii pentru concedii si indemnizatii | | 165.174 | 169.251 | 162.082 | 162.082 | 150.941 | 11.141 | 144.959 |
| | 10 | 03 | 07 | | | Contributia asiguratorie pentru munca | | 421 | | | | | | |
| | 20 | | | | | TITLUL II BUNURI SI SERVICII | | 66.565.800 | 90.744.060 | 64.941.518 | 64.941.518 | 64.756.175 | 185.343 | 78.679.642 |
| | 20 | 01 | | | | Bunuri si servicii | | 9.101.000 | 22.454.342 | 17.732.420 | 17.732.420 | 17.629.386 | 103.034 | 20.716.251 |
| | 20 | 01 | 01 | | | Furnituri de birou | | 117.500 | 87.500 | 76.531 | 76.531 | 74.264 | 2.267 | 71.349 |
| | 20 | 01 | 02 | | | Materiale pentru curatenie | | 46.000 | 47.900 | 26.566 | 26.566 | 24.646 | 1.920 | 29.154 |
| | 20 | 01 | 03 | | | Incalzit, iluminat si forta motrica | | 777.000 | 879.000 | 688.005 | 688.005 | 641.878 | 46.127 | 566.145 |
| | 20 | 01 | 04 | | | Apa, canal si salubritate | | 93.500 | 110.300 | 81.854 | 81.854 | 78.007 | 3.847 | 74.994 |
| | 20 | 01 | 05 | | | Carburanti si lubrifianti | | 87.000 | 77.000 | 52.210 | 52.210 | 50.885 | 1.325 | 51.877 |
| | 20 | 01 | 06 | | | Piese de schimb | | 30.000 | 30.000 | 13.350 | 13.350 | 13.058 | 292 | 19.607 |
| | 20 | 01 | 07 | | | Transport | | 612.000 | 689.000 | 531.770 | 531.770 | 531.770 | | 785.142 |
| | 20 | 01 | 08 | | | Posta, telecomunicatii, radio, tv, internet | | 163.000 | 186.000 | 160.010 | 160.010 | 155.276 | 4.734 | 158.442 |
| | 20 | 01 | 09 | | | Materiale si prestari de servicii cu caracter functional | | 5.225.000 | 18.969.842 | 14.999.748 | 14.999.748 | 14.984.773 | 14.975 | 17.539.160 |
| | 20 | 01 | 30 | | | Alte bunuri si servicii pentru intretinere si functionare | | 1.950.000 | 1.377.900 | 1.102.376 | 1.102.376 | 1.074.829 | 27.547 | 1.120.381 |

| Capi- tol | Sub- capi- tol | Pa- ra- graf | Ar- ti- col | Ali- ne- at | Denumire indicator | Credite de angajament | Credite bugetare | | Angajamente bugetare | Angajamente legale | Plati efectuate | Angajamente legale de platit | Cheluieli efective |
|--------------|----------------------|--------------------|-------------------|-------------------|--|--------------------------|------------------|------------|-------------------------|-----------------------|--------------------|------------------------------------|-----------------------|
| | | | | | | | initiale | definitive | | | | | |
| A | | | | | B | 1 | 2 | 3 | 4 | 5 | 6 | 7=5-6 | 8 |
| 56 | | | | | TITLUL VIII PROIECTE CU FINANTARE DIN FONDURI EXTERNE NERAMBURSABILE (FEN) POSTADERARE | | | 30.000 | 7.735 | 7.735 | 3.232 | 4.503 | 7.958 |
| 56 | 01 | | | | Programe din Fondul European de Dezvoltare Regionala (FEDR) | | | | | | | | 2.033 |
| 56 | 15 | | | | Finantarea nationala | | | | | | | | 2.033 |
| 56 | 15 | | | | Alte programe comunitare finantate in perioada 2007-2013 | | | 30.000 | 7.735 | 7.735 | 3.232 | 4.503 | 5.925 |
| 56 | 15 | | | | Finantare nationala | | | 13.000 | 7.735 | 7.735 | 3.232 | 4.503 | 5.925 |
| 56 | 15 | | | | Finantarea externa nerambursabila | | | 17.000 | | | | | |
| 70 | | | | | CHELTUIELI DE CAPITAL | | 16.418.920 | 8.883.710 | 3.925.542 | 3.925.542 | 3.451.281 | 474.261 | 7.039.166 |
| 71 | | | | | TITLUL XIII ACTIVE NEFINANCIARE | | 16.418.920 | 8.883.710 | 3.925.542 | 3.925.542 | 3.451.281 | 474.261 | 7.039.166 |
| 71 | 01 | | | | Active fixe | | 16.338.920 | 8.883.710 | 3.925.542 | 3.925.542 | 3.451.281 | 474.261 | 7.032.416 |
| 71 | 01 | | | | Construcții | | 11.795.700 | 5.480.700 | 2.310.112 | 2.310.112 | 2.310.112 | | 44.819 |
| 71 | 01 | | | | Masini, echipamente si mijloace de transport | | | | | | | | |
| 71 | 01 | | | | Mobilier, aparatura birou si alte active corporale | | 2.152.050 | 1.734.510 | 1.300.569 | 1.300.569 | 833.707 | 446.862 | 991.275 |
| 71 | 01 | | | | Alte active fixe | | 289.190 | 195.810 | 158.510 | 158.510 | 131.111 | 27.399 | 210.579 |
| 71 | 03 | | | | Reparatii capitale aferente activelor fixe | | 2.101.980 | 1.472.690 | 156.351 | 156.351 | 156.351 | | 5.785.743 |
| 84 | | | | | PLATI EFECTUATE IN ANII PRECEDENTI SI RECUPERATE IN ANUL CURENT | | 80.000 | | | | | | 6.750 |
| 85 | | | | | Titlul XIX PLATI EFECTUATE IN ANII PRECEDENTI SI RECUPERATE IN ANUL CURENT | | -252.000 | -542.000 | -60.941 | -60.941 | -60.941 | | |
| 85 | 01 | | | | Plati efectuate in anii precedenti si | | -252.000 | -342.000 | -60.941 | -60.941 | -60.941 | | |

| Capi- tot | Sub- capi- tot | Pa- ra- graf | Grup- pa / Titlu | Ar- ti- col | Ali- ne- at | Denumire indicator | Credite de angajament | Credite bugetare | | Angajamente bugetare | Angajamente legale | Plati efectuate | Angajamente legale de platit | Cheltuieli efective |
|--------------|----------------------|--------------------|------------------------|-------------------|-------------------|---|--------------------------|------------------|------------|-------------------------|-----------------------|--------------------|------------------------------------|------------------------|
| | | | | | | | | initiale | definitive | | | | | |
| A | | | | | | B | 1 | 2 | 3 | 4 | 5 | 6 | 7=5-6 | 8 |
| | 85 | 01 | 01 | | | recuperate in anul curent | | -252.000 | -342.000 | -60.941 | -60.941 | -60.941 | | |
| | | | | | | Plati efectuate in anii precedenti si | | | | | | | | |
| | 85 | 01 | 02 | | | recuperate in anul curent (SF) | | -252.000 | -342.000 | -60.577 | -60.577 | -60.577 | | |
| | | | | | | Plati efectuate in anii precedenti si | | | | | | | | |
| | | | | | | recuperate in anul curent (SD) | | | | | | | | |
| 6802 | 01 | | | | | ASIGURARI SI ASISTENTA SOCIALA | | 70.800.130 | 75.818.020 | 64.072.789 | 64.072.789 | 64.072.789 | | 68.677.812 |
| | 10 | | | | | CHELTUIELI CURENTE | | 68.868.090 | 73.916.720 | 63.839.966 | 63.839.966 | 63.839.966 | | 68.148.091 |
| | 10 | 01 | | | | TITLUL I CHELTUIELI DE PERSONAL | | 34.263.100 | 34.763.100 | 31.826.305 | 31.826.305 | 31.826.305 | | 32.632.221 |
| | | | | | | Chebtuieli salariale in bani | | 27.924.300 | 28.254.300 | 25.967.848 | 25.967.848 | 25.967.848 | | 26.664.443 |
| | 10 | 01 | 01 | | | Salarii de baza | | 14.502.300 | 14.721.142 | 12.812.933 | 12.812.933 | 12.812.933 | | 13.229.669 |
| | 10 | 01 | 12 | | | Indemnizatii platite unor persoane din | | | | | | | | |
| | | | | | | afara unitatii | | 13.391.000 | 13.502.158 | 13.150.929 | 13.150.929 | 13.150.929 | | 13.430.788 |
| | 10 | 01 | 13 | | | Indemnizatii de delegare | | 31.000 | 31.000 | 3.986 | 3.986 | 3.986 | | 3.986 |
| | 10 | 03 | | | | Contributii | | 6.338.800 | 6.508.800 | 5.858.457 | 5.858.457 | 5.858.457 | | 5.967.778 |
| | 10 | 03 | 01 | | | Contributii de asigurari sociale de | | | | | | | | |
| | | | | | | stat | | 4.391.500 | 4.517.500 | 4.099.415 | 4.099.415 | 4.099.415 | | 4.208.470 |
| | 10 | 03 | 02 | | | Contributii de asigurari de somaj | | 152.640 | 156.640 | 119.218 | 119.218 | 119.218 | | 122.488 |
| | 10 | 03 | 03 | | | Contributii de asigurari sociale de | | | | | | | | |
| | | | | | | sanatate | | 1.455.000 | 1.486.000 | 1.347.571 | 1.347.571 | 1.347.571 | | 1.384.096 |
| | 10 | 03 | 04 | | | Contributii de asigurari pentru | | | | | | | | |
| | | | | | | accidente de munca si boli profesionale | | 60.960 | 62.960 | 42.277 | 42.277 | 42.277 | | 43.379 |
| | 10 | 03 | 06 | | | Contributii pentru concedii si | | | | | | | | |
| | | | | | | indemnizatii | | 278.700 | 285.700 | 249.976 | 249.976 | 249.976 | | 209.345 |
| | 20 | 01 | | | | TITLUL II BUNURI SI SERVICII | | 7.999.990 | 9.261.643 | 5.381.761 | 5.381.761 | 5.381.761 | | 5.658.924 |
| | 20 | 01 | | | | Bunuri si servicii | | 2.973.616 | 3.166.613 | 1.514.670 | 1.514.670 | 1.514.670 | | 1.842.516 |
| | 20 | 01 | 01 | | | Furnituri de birou | | 225.270 | 287.036 | 129.636 | 129.636 | 129.636 | | 222.047 |
| | 20 | 01 | 02 | | | Materiale pentru curatenie | | 316.380 | 261.014 | 136.815 | 136.815 | 136.815 | | 178.174 |
| | 20 | 01 | 03 | | | Incalzit, iluminat si forta motrica | | 891.734 | 1.213.169 | 461.774 | 461.774 | 461.774 | | 519.856 |

| Capi- tol | Sub- capi- tol | Pa- ra- graf | Ar- ti- col | Al- ne- at | Denumire indicator | Credite de angajament | Credite bugetare | | Angajamente bugetare | Angajamente legale | Plati efectuate | Angajamente legale de platit | Cheltuieli efective | | |
|--------------|----------------------|--------------------|-------------------|------------------|--|--------------------------|------------------|------------|-------------------------|-----------------------|--------------------|------------------------------------|------------------------|-------|---|
| | | | | | | | initiale | definitive | | | | | | | |
| A | | | | B | | | | 1 | 2 | 3 | 4 | 5 | 6 | 7=5-6 | 8 |
| | 20 | 01 | 04 | | Apa, canal si salubritate | | 209.800 | 235.754 | 129.461 | 129.461 | 129.461 | 129.461 | 145.653 | | |
| | 20 | 01 | 05 | | Carburantii si lubrifianti | | 100.552 | 92.850 | 12.279 | 12.279 | 12.279 | 12.279 | 53.751 | | |
| | 20 | 01 | 06 | | Piese de schimb | | 70.400 | 70.400 | 20.092 | 20.092 | 20.092 | 20.092 | 26.441 | | |
| | 20 | 01 | 08 | | Posta, telecomunicatii, radio, tv, internet | | 254.500 | 255.500 | 200.850 | 200.850 | 200.850 | 200.850 | 202.959 | | |
| | 20 | 01 | 09 | | Materiale si prestari de servicii cu caracter functional | | 247.550 | 138.550 | 104.261 | 104.261 | 104.261 | 104.261 | 132.689 | | |
| | 20 | 01 | 30 | | Alte bunuri si servicii pentru intretinere si functionare | | 657.430 | 612.340 | 319.502 | 319.502 | 319.502 | 319.502 | 361.046 | | |
| | 20 | 02 | | | Reparatii curente | | 488.500 | 610.500 | 403.182 | 403.182 | 403.182 | 403.182 | 474.510 | | |
| | 20 | 03 | | | Hrana | | 3.180.100 | 3.485.943 | 2.473.690 | 2.473.690 | 2.473.690 | 2.473.690 | 2.659.402 | | |
| | 20 | 03 | 01 | | Hrana pentru oameni | | 3.180.100 | 3.485.943 | 2.473.690 | 2.473.690 | 2.473.690 | 2.473.690 | 2.659.402 | | |
| | 20 | 04 | | | Medicamente si materiale sanitare | | 197.850 | 246.332 | 109.691 | 109.691 | 109.691 | 109.691 | 98.279 | | |
| | 20 | 04 | 01 | | Medicamente | | 73.070 | 92.052 | 61.991 | 61.991 | 61.991 | 61.991 | 58.062 | | |
| | 20 | 04 | 02 | | Materiale sanitare | | 31.380 | 59.880 | 27.077 | 27.077 | 27.077 | 27.077 | 13.942 | | |
| | 20 | 04 | 03 | | Reactivi | | | | | | | | 4.419 | | |
| | 20 | 04 | 04 | | Dezinfectanti | | 93.400 | 94.400 | 20.623 | 20.623 | 20.623 | 20.623 | 21.856 | | |
| | 20 | 05 | | | Bunuri de natura obiectelor de inventar | | 360.967 | 770.053 | 309.715 | 309.715 | 309.715 | 309.715 | 36.448 | | |
| | 20 | 05 | 01 | | Uniforme si echipament | | 108.370 | 170.325 | 80.415 | 80.415 | 80.415 | 80.415 | 29 | | |
| | 20 | 05 | 03 | | Lenjerie si accesorii de pat | | 69.165 | 110.160 | 55.022 | 55.022 | 55.022 | 55.022 | | | |
| | 20 | 05 | 30 | | Alte obiecte de inventar | | 183.432 | 489.568 | 174.278 | 174.278 | 174.278 | 174.278 | 36.419 | | |
| | 20 | 06 | | | Deplasari, detasari, transferari | | 176.750 | 190.750 | 173.638 | 173.638 | 173.638 | 173.638 | 173.638 | | |
| | 20 | 06 | 01 | | Deplasari interne, detasari, transferari | | 169.750 | 190.560 | 173.448 | 173.448 | 173.448 | 173.448 | 173.448 | | |
| | 20 | 06 | 02 | | Deplasari in strainatate | | 7.000 | 190 | 190 | 190 | 190 | 190 | 190 | | |
| | 20 | 11 | | | Carti, publicatii si materiale documentare | | 23.602 | 10.600 | 8.995 | 8.995 | 8.995 | 8.995 | 1.625 | | |
| | 20 | 12 | | | Consultanta si expertiza | | 66.000 | 12.394 | 10.532 | 10.532 | 10.532 | 10.532 | 476 | | |
| | 20 | 13 | | | Pregatire profesionala | | 175.180 | 178.180 | 142.981 | 142.981 | 142.981 | 142.981 | 132.723 | | |

| Capi- tol | Sub- capi- tol | Pa- ra- graf | Pa- ra- gra- ful | Ar- ti- col | Ali- ne- at | Denumire indicator | Credite de angajament | Credite bugetare | | Angajamente bugetare | Angajamente legale | Plati efectuate | Angajamente legale de platit | Cheltuieli efective |
|--------------|----------------------|--------------------|---------------------------|-------------------|-------------------|--|--------------------------|------------------|------------|-------------------------|-----------------------|--------------------|------------------------------------|------------------------|
| | | | | | | | | initiale | definitive | | | | | |
| A | | | | | | B | 1 | 2 | 3 | 4 | 5 | 6 | 7=5-6 | 8 |
| | | | | | | transport | | 65.000 | 15.440 | | | | | 252.404 |
| | 71 | 01 | 03 | | | Mobilier, aparatura birouca si alte active corporale | | 863.200 | 863.016 | 263.072 | 263.072 | 263.072 | | 169.833 |
| | 71 | 01 | 30 | | | Alte active fixe (inclusiv reparatii capitale) | | 1.035.950 | 1.174.954 | 49.346 | 49.346 | 49.346 | | 58.044 |
| | 84 | | | | | PLATI EFECTUATE IN ANII PRECEDENTI SI RECUPERATE IN ANUL CURENT | | -32.110 | -152.110 | -79.595 | -79.595 | -79.595 | | |
| | 85 | | | | | Titlul XIX PLATI EFECTUATE IN ANII PRECEDENTI SI RECUPERATE IN ANUL CURENT | | -32.110 | -152.110 | -79.595 | -79.595 | -79.595 | | |
| | 85 | 01 | | | | Plati efectuate in anii precedenti si recuperate in anul curent | | -32.110 | -152.110 | -79.595 | -79.595 | -79.595 | | |
| | 85 | 01 | 01 | | | Plati efectuate in anii precedenti si recuperate in anul curent (SF) | | -23.000 | -143.000 | -77.530 | -77.530 | -77.530 | | |
| | 85 | 01 | 02 | | | Plati efectuate in anii precedenti si recuperate in anul curent (SD) | | -9.110 | -9.110 | -2.065 | -2.065 | -2.065 | | |
| 7000 | 02 | | | | | Partea IV-a SERVICII SI DEZVOLTARE PUBLICA, LOCUINTE, MEDIU SI APE | | 101.018.340 | 91.099.920 | 60.955.916 | 60.955.916 | 60.946.378 | 9.538 | 69.048.542 |
| 7002 | | | | | | LOCUINTE, SERVICII SI DEZVOLTARE PUBLICA CHELTUIELI CURENTE | | 82.156.520 | 70.238.100 | 48.151.192 | 48.151.192 | 48.141.654 | 9.538 | 52.773.213 |
| | 01 | | | | | TITLUL I CHELTUIELI DE PERSONAL | | 28.723.630 | 28.621.940 | 16.062.454 | 16.062.454 | 16.032.916 | 9.538 | 31.442.587 |
| | 10 | | | | | Cheutueli salariale in bani | | 142.830 | 405.850 | 302.115 | 302.115 | 302.115 | | 329.012 |
| | 10 | 01 | | | | Salarii de baza | | 113.820 | 309.190 | 246.700 | 246.700 | 246.700 | | 268.657 |
| | 10 | 01 | 01 | | | Contributii | | 113.820 | 309.190 | 246.700 | 246.700 | 246.700 | | 268.657 |
| | 10 | 03 | | | | Contributii de asigurari sociale de stat | | 29.010 | 96.660 | 55.415 | 55.415 | 55.415 | | 60.355 |
| | 10 | 03 | 02 | | | Contributii de asigurari de somaj | | 19.840 | 59.060 | 38.889 | 38.889 | 38.889 | | 42.358 |
| | 10 | 03 | 03 | | | Contributii de asigurari sociale de | | 720 | 2.840 | 1.231 | 1.231 | 1.231 | | 1.341 |


| Capi- tol | Sub- capitol | Pa- ra- graf | Gru- pa / Titlu | Ar- ti- col | Ab- ne- at | Denumire indicator | Credite de angajament | Credite bugetare | | Angajamente legale | Plati efectuate | Angajamente legale de platit | Cheltuieli efective | |
|--------------|-----------------|--------------------|-----------------------|-------------------|------------------|--|--------------------------|------------------|------------|-----------------------|--------------------|------------------------------------|------------------------|---|
| | | | | | | | | initiale | definitive | | | | | |
| A | | | | | | | 1 | 2 | 3 | 4 | 5 | 6 | 7=5-6 | 8 |
| | | | | | | B | | | | | | | | |
| | | | | | | sanatate | | 6.600 | 29.560 | 12.830 | 12.830 | 12.830 | 13.972 | |
| 10 | 03 | 04 | | | | Contributii de asigurari pentru accidente de munca si boli profesionale | | | | | | | | |
| 10 | 03 | 06 | | | | Contributii pentru concedii si indemnizatii | | 290 | 940 | 370 | 370 | 370 | 403 | |
| 20 | 01 | | | | | TITLUL II BUNURI SI SERVICII | | 1.560 | 4.260 | 2.095 | 2.095 | 2.095 | 2.281 | |
| 20 | 01 | | | | | Bunuri si servicii | | 28.057.300 | 27.683.590 | 15.607.550 | 15.598.012 | 15.607.550 | 17.379.735 | |
| 20 | 01 | 01 | | | | Furnituri de birou | | 12.308.528 | 14.318.528 | 9.560.239 | 9.550.701 | 9.560.239 | 10.290.759 | |
| 20 | 01 | 02 | | | | Materiale pentru curatenie | | 9.200 | 9.200 | | | | | |
| 20 | 01 | 03 | | | | Incalzit, iluminat si forta motrica | | 1.300 | 1.300 | | | | | |
| 20 | 01 | 04 | | | | Apa, canal si salubritate | | 7.666.987 | 9.696.487 | 7.475.644 | 7.475.644 | 7.475.644 | 7.561.912 | |
| 20 | 01 | 05 | | | | Carburanti si lubrifianti | | 2.806.481 | 2.936.481 | 1.612.940 | 1.612.940 | 1.612.940 | 1.976.001 | |
| 20 | 01 | 06 | | | | Piese de schimb | | 1.800 | 1.800 | | | | | |
| 20 | 01 | 08 | | | | Posta, telecomunicatii, radio, tv, internet | | 42.640 | 42.640 | | | | | |
| 20 | 01 | 09 | | | | Materiale si prestari de servicii cu caracter functional | | 36.300 | 36.800 | 13.205 | 13.205 | 13.205 | 13.234 | |
| 20 | 01 | 30 | | | | Alte bunuri si servicii pentru intretinere si functionare | | 140.480 | 140.480 | 26.800 | 22.075 | 4.725 | 19.185 | |
| 20 | 02 | | | | | Reparatii curente | | 1.603.440 | 1.453.440 | 431.650 | 427.687 | 3.963 | 720.437 | |
| 20 | 05 | | | | | Bunuri de natura obiectelor de inventar | | 6.919.182 | 6.229.182 | 2.070.097 | 2.070.097 | | 2.174.827 | |
| 20 | 05 | 30 | | | | Alte obiecte de inventar | | 85.000 | 125.000 | | | | | |
| 20 | 06 | | | | | Deplasari, detasari, transferari | | 85.000 | 125.000 | | | | | |
| 20 | 06 | 01 | | | | Deplasari interne, detasari, transferari | | 38.000 | 38.000 | 7.766 | 7.766 | 7.766 | 7.766 | |
| 20 | 06 | 02 | | | | Deplasari in strainatate | | 32.000 | 32.000 | 7.766 | 7.766 | 7.766 | 7.766 | |
| 20 | 13 | | | | | Pregatire profesionala | | 6.000 | 6.000 | | | | | |
| 20 | 14 | | | | | Protectia muncii | | 10.160 | 10.160 | 2.940 | 2.940 | | 2.940 | |
| 20 | 25 | | | | | Cheltuieli judiciare si extrajudiciare | | 1.000 | 1.000 | | | | | |

| Capi- tol | Sub- capi- tol | Pa- ra- graf | Ar- ti- col | Ali- ne- af | Denumire indicator | Credite de angajament | Credite bugetare | | Angajamente bugetare | Angajamente legale | Plati efectuate | Angajamente legale de platit | Cheltuieli efective |
|--------------|----------------------|--------------------|-------------------|-------------------|--|--------------------------|------------------|------------|-------------------------|-----------------------|--------------------|------------------------------------|------------------------|
| | | | | | | | initiale | definitive | | | | | |
| A | | | | | B | I | 2 | 3 | 4 | 5 | 6 | 7=5-6 | 8 |
| | | | | | (inclusiv reparatii capitale) | | 5.766.890 | 5.643.160 | 242.909 | 242.909 | 242.909 | 242.909 | 388.363 |
| | 79 | | | | OPERATIUNI FINANCIARE | | 42.077.920 | 34.467.920 | 33.375.714 | 33.375.714 | 33.375.714 | 33.375.714 | 5.820.777 |
| | 81 | | | | TITLUL XVII RAMBURSARI DE CREDITE | | 42.077.920 | 34.467.920 | 33.375.714 | 33.375.714 | 33.375.714 | 33.375.714 | 5.820.777 |
| | 81 | 01 | | | Rambursari de credite externe | | 18.973.500 | 17.363.500 | 17.020.777 | 17.020.777 | 17.020.777 | 17.020.777 | 5.820.777 |
| | 81 | 01 | 05 | | Rambursari de credite aferente datoriei publice externe locale | | 18.973.500 | 17.363.500 | 17.020.777 | 17.020.777 | 17.020.777 | 17.020.777 | 5.820.777 |
| | 81 | 02 | | | Rambursari de credite interne | | 23.104.420 | 17.104.420 | 16.354.937 | 16.354.937 | 16.354.937 | 16.354.937 | |
| | 81 | 02 | 01 | | Rambursari de credite interne garantate | | 7.433.000 | 1.033.000 | 675.525 | 675.525 | 675.525 | 675.525 | |
| | 81 | 02 | 05 | | Rambursari de credite aferente datoriei publice interne locale | | 15.671.420 | 16.071.420 | 15.679.412 | 15.679.412 | 15.679.412 | 15.679.412 | |
| | 84 | | | | PLATI EFECTUATE IN ANII PRECEDENTI SI RECUPERATE IN ANUL CURENT | | -1.077.640 | -2.257.640 | -1.845.810 | -1.845.810 | -1.845.810 | -1.845.810 | |
| | 85 | | | | Titlul XIX PLATI EFECTUATE IN ANII PRECEDENTI SI RECUPERATE IN ANUL CURENT | | -1.077.640 | -2.257.640 | -1.845.810 | -1.845.810 | -1.845.810 | -1.845.810 | |
| | 85 | 01 | | | Plati efectuate in anii precedenti si recuperate in anul curent | | -2.500 | -82.500 | -11.057 | -11.057 | -11.057 | -11.057 | |
| | 85 | 01 | 01 | | Plati efectuate in anii precedenti si recuperate in anul curent (SF) | | -1.075.140 | -2.175.140 | -1.834.753 | -1.834.753 | -1.834.753 | -1.834.753 | |
| | 85 | 01 | 02 | | Plati efectuate in anii precedenti si recuperate in anul curent (SD) | | 18.861.820 | 20.861.820 | 12.804.724 | 12.804.724 | 12.804.724 | 12.804.724 | 16.275.329 |
| 7402 | 01 | | | | PROTECTIA MEDIULUI | | 18.779.300 | 20.779.300 | 12.804.724 | 12.804.724 | 12.804.724 | 12.804.724 | 16.150.686 |
| | 20 | | | | TITLUL II BUNURI SI SERVICII | | 18.500.000 | 20.500.000 | 12.804.724 | 12.804.724 | 12.804.724 | 12.804.724 | 16.150.686 |
| | 20 | 01 | | | Bunuri si servicii | | 18.401.000 | 20.401.000 | 12.804.724 | 12.804.724 | 12.804.724 | 12.804.724 | 16.150.686 |
| | 20 | 01 | 06 | | Piese de schimb | | 9.400 | 9.400 | 4.338 | 4.338 | 4.338 | 4.338 | |
| | 20 | 01 | 30 | | Alte bunuri si servicii pentru intretinere si functionare | | 18.391.600 | 20.391.600 | 12.800.386 | 12.800.386 | 12.800.386 | 12.800.386 | 16.146.348 |

| Capi- tot | Sub- capi- tot | Pa- ra- graf | Gru- pa / Titlu | Ar- fi- col | Al- ne- at | Denumire indicator | Credite de angajament | Credite bugetare | | Angajamente bugetare | Angajamente legale | Plati efectuate | Angajamente legale de platit | Cheltuieli efective |
|--------------|----------------------|--------------------|-----------------------|-------------------|------------------|---|--------------------------|------------------|-------------|-------------------------|-----------------------|--------------------|------------------------------------|------------------------|
| | | | | | | | | initiale | definitive | | | | | |
| A | | | | | | B | 1 | 2 | 3 | 4 | 5 | 6 | 7=5-6 | 8 |
| | | | 20 | 05 | | Bunuri de natura obiectelor de inventar | | 99.000 | 99.000 | | | | | |
| | | | 20 | 05 | 30 | Alte obiecte de inventar | | 99.000 | 99.000 | | | | | |
| | | | 56 | | | TITLUL VIII PROIECTE CU FINANTARE DIN FONDURI EXTERNE NERAMBURSABILE (FEN) | | | | | | | | |
| | | | 56 | 03 | | POSTADERARE | | 279.300 | 279.300 | | | | | |
| | | | 56 | 03 | 01 | Programe din Fondul de Coeziune (FC) | | 279.300 | 279.300 | | | | | |
| | | | 70 | | | Finantarea nationala | | 279.300 | 279.300 | | | | | |
| | | | 71 | | | CHELTUIELI DE CAPITAL | | 82.520 | 82.520 | | | | | 124.643 |
| | | | 71 | 01 | | TITLUL XIII ACTIVE NEFINANCIARE | | 82.520 | 82.520 | | | | | 124.643 |
| | | | 71 | 01 | 02 | Active fixe | | 82.520 | 82.520 | | | | | 124.643 |
| | | | 71 | 01 | 03 | Masini, echipamente si mijloace de transport | | | | | | | | 114.856 |
| | | | 71 | 01 | 03 | Mobilier, aparatura biroul si alte active corporale | | | | | | | | 9.787 |
| | | | 71 | 01 | 30 | Alte active fixe (inclusiv reparatii capitale) | | 82.520 | 82.520 | | | | | |
| 8000 | 02 | | | | | Partea V-a ACTIUNI ECONOMICE | | 271.981.740 | 313.885.310 | 220.092.493 | 220.092.493 | 220.092.493 | 220.092.493 | 201.257.869 |
| 8102 | | | | | | COMBUSTIBILI SI ENERGIE | | 76.034.010 | 75.434.010 | 68.960.586 | 68.960.586 | 68.960.586 | 68.960.586 | 38.308.124 |
| | | | 01 | | | CHELTUIELI CURENTE | | 49.305.000 | 49.305.000 | 43.775.586 | 43.775.586 | 43.775.586 | 43.775.586 | 38.308.124 |
| | | | 40 | | | TITLUL IV SUBVENTII | | 49.305.000 | 49.305.000 | 43.775.586 | 43.775.586 | 43.775.586 | 43.775.586 | 38.308.124 |
| | | | 40 | 03 | | Subventii pentru acoperirea diferentelor de pret si tarif | | 49.305.000 | 49.305.000 | 43.775.586 | 43.775.586 | 43.775.586 | 43.775.586 | 38.308.124 |
| | | | 70 | | | CHELTUIELI DE CAPITAL | | 26.729.010 | 26.129.010 | 25.185.000 | 25.185.000 | 25.185.000 | 25.185.000 | |
| | | | 71 | | | TITLUL XIII ACTIVE NEFINANCIARE | | 1.544.010 | 944.010 | | | | | |
| | | | 71 | 01 | | Active fixe | | 1.544.010 | 944.010 | | | | | |
| | | | 71 | 01 | 01 | Constructii | | 1.320.000 | 720.000 | | | | | |
| | | | 71 | 01 | 30 | Alte active fixe (inclusiv reparatii capitale) | | 224.010 | 224.010 | | | | | |

| Capi- tol | Sub- capi- tol | Pa- ra- graf | Gr- pa / Titlu | Al- ne- at | Denumire indicator | Credite de angajament | Credite bugetare | | Angajamente bugetare | Angajamente legale | Plati efectuate | Angajamente legale de platit | Cheltuieli efective |
|--------------|----------------------|--------------------|----------------------|------------------|--|--------------------------|------------------|-------------|-------------------------|-----------------------|--------------------|------------------------------------|------------------------|
| | | | | | | | initiale | definitive | | | | | |
| A | | | | | B | 1 | 2 | 3 | 4 | 5 | 6 | 7=5-6 | 8 |
| | | | 72 | | TITLUL XIV ACTIVE FINANCIARE | | 25.185.000 | 25.185.000 | 25.185.000 | 25.185.000 | 25.185.000 | 25.185.000 | |
| | | | 72 | 01 | Active financiare | | 25.185.000 | 25.185.000 | 25.185.000 | 25.185.000 | 25.185.000 | 25.185.000 | |
| | | | 72 | 01 | Participare la capitalul social al societatilor comerciale | | 195.947.730 | 238.451.300 | 151.131.907 | 151.131.907 | 151.131.907 | 151.131.907 | 162.949.745 |
| 8402 | | | 01 | | TRANSPORTURI | | 81.300.000 | 136.898.570 | 105.853.845 | 105.853.845 | 105.853.845 | 105.853.845 | 151.494.955 |
| | | | 20 | | CHELTUIELI CURENTE | | 36.300.000 | 54.625.830 | 39.418.579 | 39.418.579 | 39.418.579 | 39.418.579 | 52.063.592 |
| | | | 20 | 01 | Bunuri si servicii | | 9.585.000 | 8.085.000 | 3.875.408 | 3.875.408 | 3.875.408 | 3.875.408 | 6.212.370 |
| | | | 20 | 01 | Alte bunuri si servicii pentru intretinere si functionare | | 9.585.000 | 8.085.000 | 3.875.408 | 3.875.408 | 3.875.408 | 3.875.408 | 6.212.370 |
| | | | 20 | 02 | Reparatii curente | | 26.000.000 | 45.825.850 | 35.137.254 | 35.137.254 | 35.137.254 | 35.137.254 | 41.154.069 |
| | | | 20 | 30 | Alte cheltuieli | | 715.000 | 715.000 | 405.917 | 405.917 | 405.917 | 405.917 | 4.697.153 |
| | | | 20 | 30 | Prime de asigurare non-viale | | 689.500 | 689.500 | 389.153 | 389.153 | 389.153 | 389.153 | 389.153 |
| | | | 20 | 30 | Alte cheltuieli cu bunuri si servicii | | 25.500 | 25.500 | 16.764 | 16.764 | 16.764 | 16.764 | 4.308.000 |
| | | | 40 | | TITLUL IV SUBVENTII | | 45.000.000 | 82.272.720 | 66.435.266 | 66.435.266 | 66.435.266 | 66.435.266 | 75.756.283 |
| | | | 40 | 03 | Subventii pentru acoperirea diferentelor de pret si tarif | | 45.000.000 | 82.272.720 | 66.435.266 | 66.435.266 | 66.435.266 | 66.435.266 | 75.756.283 |
| | | | 56 | | TITLUL VIII PROIECTE CU FINANTARE DIN FONDURI EXTERNE NERAMBURSABILE (FEN) POSTADERARE | | | | | | | | 23.675.080 |
| | | | 56 | 01 | Programe din Fondul European de Dezvoltare Regionala (FEDR) | | | | | | | | 23.675.080 |
| | | | 56 | 01 | Finantarea nationala | | | | | | | | 5.192.262 |
| | | | 56 | 01 | Finantarea externa nerambursabila | | | | | | | | 9.332.256 |
| | | | 56 | 01 | Cheltuieli neeligibile | | | | | | | | 9.150.562 |
| | | | 70 | | CHELTUIELI DE CAPITAL | | 110.342.260 | 97.247.260 | 40.995.188 | 40.995.188 | 40.995.188 | 40.995.188 | 11.415.570 |
| | | | 71 | | TITLUL XIII ACTIVE NEFINANCIARE | | 110.342.260 | 97.247.260 | 40.995.188 | 40.995.188 | 40.995.188 | 40.995.188 | 11.415.570 |
| | | | 71 | 01 | Active fixe | | 110.342.260 | 97.247.260 | 40.995.188 | 40.995.188 | 40.995.188 | 40.995.188 | 11.415.570 |

| Capi- tol | Sub- pa- ra- graf | Pa- ra- gra- ful | Ar- ti- col | Al- ne- af | Denumire indicator | Credite de angajament | Credite bugetare | | Angajamente bugetare | Angajamente legale | Plati efectuate | Angajamente legale de platit | Cheltuieli efective |
|--------------|----------------------------|---------------------------|-------------------|------------------|--|--------------------------|------------------|------------|-------------------------|-----------------------|--------------------|------------------------------------|------------------------|
| | | | | | | | initiale | definitive | | | | | |
| A | | | | | B | I | 2 | 3 | 4 | 5 | 6 | 7=5-6 | 8 |
| | 71 | 01 | 01 | | Construcții | | 65.355.230 | 55.250.230 | 28.642.642 | 28.642.642 | 28.642.642 | | 348.390 |
| | 71 | 01 | 02 | | Masini, echipamente si mijloace de transport | | 37.649.450 | 38.649.450 | 12.150.490 | 12.150.490 | 12.150.490 | | 10.893.929 |
| | 71 | 01 | 30 | | Alte active fixe (inclusiv reparatii capitale) | | 7.337.580 | 3.347.580 | 202.056 | 202.056 | 202.056 | | 173.251 |
| | 79 | | | | OPERATIUNI FINANCIARE | | 4.307.000 | 4.307.000 | 4.283.807 | 4.283.807 | 4.283.807 | | 39.220 |
| | 81 | | | | TITLUL XVII RAMBURSARI DE CREDITE | | 4.307.000 | 4.307.000 | 4.283.807 | 4.283.807 | 4.283.807 | | 39.220 |
| | 81 | 02 | | | Rambursari de credite interne | | 4.307.000 | 4.307.000 | 4.283.807 | 4.283.807 | 4.283.807 | | 39.220 |
| | 81 | 02 | 05 | | Rambursari de credite aferente datoriei publice interne locale | | 4.307.000 | 4.307.000 | 4.283.807 | 4.283.807 | 4.283.807 | | 39.220 |
| | 84 | | | | TITLUL XV PLATI EFECTUATE IN ANII PRECEDENTI SI RECUPERATE IN ANUL CURENT | | -1.530 | -1.530 | -933 | -933 | -933 | | |
| | 85 | | | | Titlul XIX PLATI EFECTUATE IN ANII PRECEDENTI SI RECUPERATE IN ANUL CURENT | | -1.530 | -1.530 | -933 | -933 | -933 | | |
| | 85 | 01 | | | Plati efectuate in anii precedenti si recuperate in anul curent | | -1.530 | -1.530 | -933 | -933 | -933 | | |
| | 85 | 01 | 02 | | Plati efectuate in anii precedenti si recuperate in anul curent (SD) | | -1.530 | -1.530 | -933 | -933 | -933 | | |



DIRECTOR ECONOMIC,
STELIA STANCIU

SEF SERVICIU BUGET,
RAMONA RADU

CONTUL DE EXECUTIE AL BUGETULUI LOCAL - CHELTUIELI
SECTIUNEA DE FUNCTIONARE
31 12 2017

| Capi- tol | Sub- capi- tol | Pa- ra- graf | Gr- pa / Titlu | Ar- ti- col | Al- ne- at | Denumire indicator | Credite de angajament | Credite bugetare | | Angajamente bugetare | Angajamente legale | Plati efectuate | Angajamente legale de platit | Cheltuieli efective |
|--------------|----------------------|--------------------|----------------------|-------------------|------------------|--|--------------------------|------------------|-------------|-------------------------|-----------------------|--------------------|------------------------------------|------------------------|
| | | | | | | | | initiale | definitive | | | | | |
| A | | | | | | | 1 | 2 | 3 | 4 | 5 | 6 | 7=5-6 | 8 |
| 5002 | | | | | | B | | | | | | | | |
| | | | | | | TOTAL CHELTUIELI | | 718.386.330 | 842.667.580 | 715.233.273 | 715.233.273 | 706.042.134 | 9.191.139 | 725.086.140 |
| | | | | | | CHELTUIELI CURENTE | | 672.511.610 | 805.311.390 | 678.512.129 | 678.512.129 | 669.320.990 | 9.191.139 | 719.226.143 |
| | | | | | | TITLUL I CHELTUIELI DE PERSONAL | | 296.526.780 | 334.451.080 | 323.464.537 | 323.464.537 | 323.014.176 | 450.361 | 327.936.157 |
| | | | | | | TITLUL II BUNURI SI SERVICII | | 214.434.675 | 276.549.668 | 195.230.793 | 195.230.793 | 186.490.015 | 8.740.778 | 223.670.657 |
| | | | | | | TITLUL III DOBANZI | | 13.335.100 | 11.135.100 | 10.643.225 | 10.643.225 | 10.643.225 | | 10.619.575 |
| | | | | | | TITLUL IV SUBVENTII | | 94.305.000 | 131.577.720 | 110.210.852 | 110.210.852 | 110.210.852 | | 114.064.407 |
| | | | | | | TITLUL VI TRANSFERURI INTRE UNITATI ALE ADMINISTRATIEI PUBLICE | | 6.065.995 | 5.589.995 | 4.133.095 | 4.133.095 | 4.133.095 | | 4.133.095 |
| | | | | | | TITLUL VII ALTE TRANSFERURI | | 4.017.000 | 4.017.000 | 3.999.842 | 3.999.842 | 3.999.842 | | 3.999.842 |
| | | | | | | TITLUL VIII ASISTENTA SOCIALA | | 27.453.000 | 26.806.000 | 22.241.767 | 22.241.767 | 22.241.767 | | 24.530.793 |
| | | | | | | TITLUL XI ALTE CHELTUIELI | | 16.374.060 | 15.184.827 | 8.588.018 | 8.588.018 | 8.588.018 | | 10.271.617 |
| | | | | | | OPERATUNI FINANCIARE | | 46.384.920 | 38.774.920 | 37.659.521 | 37.659.521 | 37.659.521 | | 5.859.997 |
| | | | | | | TITLUL XVII RAMBURSARI DE CREDITE | | 46.384.920 | 38.774.920 | 37.659.521 | 37.659.521 | 37.659.521 | | 5.859.997 |
| | | | | | | PLATI EFECTUATE IN ANII PRECEDENTI SI RECUPERATE IN ANUL CURENT | | -510.200 | -1.418.730 | -938.377 | -938.377 | -938.377 | | |
| | | | | | | Titlul XIX PLATI EFECTUATE IN ANII PRECEDENTI SI RECUPERATE IN ANUL CURENT | | -510.200 | -1.418.730 | -938.377 | -938.377 | -938.377 | | |
| 5100 | 02 | | | | | Partea I-a SERVICII PUBLICE GENERALE | | 75.086.440 | 80.267.470 | 67.902.248 | 67.902.248 | 67.902.248 | | 69.013.138 |
| 5102 | | | | | | AUTORITATI PUBLICE SI ACTIUNI EXTERNE | | 58.134.660 | 67.021.690 | 55.344.629 | 55.344.629 | 55.344.629 | | 56.629.854 |
| | | | | | | CHELTUIELI CURENTE | | 58.284.660 | 67.620.740 | 55.901.645 | 55.901.645 | 55.901.645 | | 56.629.854 |
| | | | | | | TITLUL I CHELTUIELI DE PERSONAL | | 41.823.770 | 50.955.060 | 46.349.912 | 46.349.912 | 46.349.912 | | 47.403.495 |
| | | | | | | Cheltuieli salariale in bani | | 34.041.960 | 41.538.306 | 37.863.893 | 37.863.893 | 37.863.893 | | 38.759.178 |
| | | | | | | Salarii de baza | | 33.497.880 | 40.973.382 | 37.418.922 | 37.418.922 | 37.418.922 | | 38.293.688 |
| | | | | | | Alte sporuri | | 8.240 | 8.308 | 6.648 | 6.648 | 6.648 | | 6.782 |
| | | | | | | Indemnizatii platile unor persoane din afara unitatii | | | | | | | | |
| | | | | | | Indemnizatii de delegare | | 474.340 | 474.342 | 411.984 | 411.984 | 411.984 | | 432.369 |
| | | | | | | | | 61.500 | 59.500 | 26.339 | 26.339 | 26.339 | | 26.339 |

| Capi- tot | Sub- capit ol graf | Pa- ra- ra / Titlu | Ar- ti- col | Al- ne- at | Denumire indicator | Credite de angajament | Credite bugetare | | Angajamente bugetare | Angajamente legale | Plati efectuate | Angajamente legale de platit | Cheltuieli efective |
|--------------|--------------------------|-----------------------------|-------------------|------------------|--|--------------------------|------------------|------------|-------------------------|-----------------------|--------------------|------------------------------------|------------------------|
| | | | | | | | initiale | definitive | | | | | |
| A | | | | | B | 1 | 2 | 3 | 4 | 5 | 6 | 7=5-6 | 8 |
| | 10 01 30 | | | | Alte drepturi salariale in bani | | | 22.574 | | | | | |
| | 10 03 | | | | Contributii | | 7.781.810 | 9.416.754 | 8.486.019 | 8.486.019 | 8.486.019 | | 8.644.317 |
| | 10 03 01 | | | | Contributii de asigurari sociale de stat | | 5.364.220 | 6.344.978 | 5.940.153 | 5.940.153 | 5.940.153 | | 6.077.379 |
| | 10 03 02 | | | | Contributii de asigurari de somaj | | 222.990 | 259.635 | 241.823 | 241.823 | 241.823 | | 251.326 |
| | 10 03 03 | | | | Contributii de asigurari sociale de sanatate | | 1.830.650 | 2.359.063 | 1.957.991 | 1.957.991 | 1.957.991 | | 2.004.090 |
| | 10 03 04 | | | | Contributii de asigurari pentru accidente de munca si boli profesionale | | 52.950 | 63.193 | 56.319 | 56.319 | 56.319 | | 57.658 |
| | 10 03 06 | | | | Contributii pentru concedii si indemnizatii | | 311.000 | 389.885 | 289.733 | 289.733 | 289.733 | | 253.864 |
| | 20 | | | | TITLUL II BUNURI SI SERVICII | | 10.460.890 | 14.715.680 | 9.296.338 | 9.296.338 | 9.296.338 | | 8.970.964 |
| | 20 01 | | | | Bunuri si servicii | | 4.759.805 | 5.936.078 | 4.111.207 | 4.111.207 | 4.111.207 | | 4.152.637 |
| | 20 01 01 | | | | Furnituri de birou | | 358.640 | 303.215 | 146.446 | 146.446 | 146.446 | | 188.497 |
| | 20 01 02 | | | | Materialc pentru curatenic | | 159.000 | 159.000 | 83.772 | 83.772 | 83.772 | | 109.306 |
| | 20 01 03 | | | | Incalzit, iluminat si forta motrica | | 489.000 | 841.562 | 532.062 | 532.062 | 532.062 | | 561.275 |
| | 20 01 04 | | | | Apa, canal si salubritate | | 116.600 | 155.911 | 111.383 | 111.383 | 111.383 | | 111.847 |
| | 20 01 05 | | | | Carburanti si lubrifianti | | 70.000 | 74.027 | 49.147 | 49.147 | 49.147 | | 36.197 |
| | 20 01 06 | | | | Piese de schimb | | 150.000 | 164.678 | 71.641 | 71.641 | 71.641 | | 76.755 |
| | 20 01 08 | | | | Posta, telecomunicatii, radio, tv, internet | | 1.029.619 | 1.260.701 | 902.050 | 902.050 | 902.050 | | 712.459 |
| | 20 01 09 | | | | Materiale si prestari de servicii cu caracter functional | | | 6.965 | | | | | |
| | 20 01 30 | | | | Alte bunuri si servicii pentru intretinere si functionare | | 2.386.946 | 2.970.019 | 2.214.706 | 2.214.706 | 2.214.706 | | 2.356.301 |
| | 20 02 | | | | Reparatii curente | | 530.000 | 530.000 | 185.624 | 185.624 | 185.624 | | 200.064 |
| | 20 05 | | | | Bunuri de natura obiectelor de inventar | | 297.775 | 461.879 | 373.539 | 373.539 | 373.539 | | 8.421 |
| | 20 05 01 | | | | Uniforme si echipament | | | 14.000 | 11.907 | 11.907 | 11.907 | | |

| Capi- tol | Sub- capi- tol | Pa- ra- graf | Gru- pa / fi- Tifn col | Ali- ne- at | Denumire indicator | Credite de angajament | Credite bugetare | | Angajamente bugetare | Angajamente legale | Plati efectuate | Angajamente legale de platit | Cheltuieli efective |
|--------------|----------------------|--------------------|---------------------------------|-------------------|---|--------------------------|------------------|------------|-------------------------|-----------------------|--------------------|------------------------------------|------------------------|
| | | | | | | | initiale | definitive | | | | | |
| A | | | | | B | 1 | 2 | 3 | 4 | 5 | 6 | 7=5-6 | 8 |
| 20 | 05 | 30 | | | Alte obiecte de inventar | | 297.775 | 447.879 | 361.632 | 361.632 | 361.632 | 361.632 | 8.421 |
| 20 | 06 | | | | Deplasari, delasari, transferari | | 961.621 | 883.621 | 730.157 | 730.157 | 730.157 | 730.157 | 735.448 |
| 20 | 06 | 01 | | | Deplasari interne, delasari, transferari | | 710.621 | 703.621 | 588.861 | 588.861 | 588.861 | 588.861 | 593.631 |
| 20 | 06 | 02 | | | Deplasari in strainatate | | 251.000 | 180.000 | 141.296 | 141.296 | 141.296 | 141.296 | 141.817 |
| 20 | 11 | | | | Carti, publicatii si materiale documentare | | 1.000 | 2.000 | | | | | |
| 20 | 13 | | | | Pregatire profesionala | | 181.650 | 199.650 | 181.508 | 181.508 | 181.508 | 181.508 | 181.778 |
| 20 | 14 | | | | Protectia muncii | | 30.000 | 18.440 | | | | | |
| 20 | 25 | | | | Cheltuieli: judiciare si extrajudiciare derivate din actiuni in reprezentarea intereselor stambii, potrivit dispozitiilor legale | | 690.000 | 1.710.005 | 753.448 | 753.448 | 753.448 | 753.448 | 754.952 |
| 20 | 30 | | | | Alte cheltuieli | | 3.009.039 | 4.974.007 | 2.960.855 | 2.960.855 | 2.960.855 | 2.960.855 | 2.937.664 |
| 20 | 30 | 01 | | | Reclama si publicitate | | 40.000 | 40.000 | 11.239 | 11.239 | 11.239 | 11.239 | 11.239 |
| 20 | 30 | 02 | | | Protocol si reprezentare | | 200.000 | 50.000 | 26.481 | 26.481 | 26.481 | 26.481 | 34.627 |
| 20 | 30 | 03 | | | Prime de asigurare non-viata | | 55.000 | 85.000 | 38.998 | 38.998 | 38.998 | 38.998 | 38.998 |
| 20 | 30 | 30 | | | Alte cheltuieli cu bunuri si servicii | | 2.714.039 | 4.799.007 | 2.884.137 | 2.884.137 | 2.884.137 | 2.884.137 | 2.852.800 |
| 59 | | | | | TITLUL XI ALTE CHELTUIELI | | 6.000.000 | 1.950.000 | 235.395 | 235.395 | 235.395 | 235.395 | 235.395 |
| 59 | 17 | | | | Despagubiri civile | | 6.000.000 | 1.950.000 | 235.395 | 235.395 | 235.395 | 235.395 | 235.395 |
| 84 | | | | | PLATI EFECTUATE IN ANII PRECEDENTI SI RECUPERATE IN ANUL CURENT | | -150.000 | -599.050 | -557.016 | -557.016 | -557.016 | -557.016 | |
| 85 | | | | | Titulul XIX PLATI EFECTUATE IN ANII PRECEDENTI SI RECUPERATE IN ANUL CURENT | | -150.000 | -599.050 | -557.016 | -557.016 | -557.016 | -557.016 | |
| 85 | 01 | | | | Plati efectuate in anii precedenti si recuperate in anul curent | | -150.000 | -599.050 | -557.016 | -557.016 | -557.016 | -557.016 | |
| 85 | 01 | 01 | | | Plati efectuate in anii precedenti si recuperate in anul curent (SF) | | -150.000 | -599.050 | -557.016 | -557.016 | -557.016 | -557.016 | |

| Capi- tol | Sub- capi- tol | Pa- ra- graf | Gr- pa / Titlu | Ar- ti- col | Al- ne- at | Denumire indicator | Credite de angajament | Credite bugetare | | Angajamente bugetare | Angajamente legale | Plafi efectuate | Angajamente legale de plafit | Cheltuieli efective |
|--------------|----------------------|--------------------|----------------------|-------------------|------------------|--|--------------------------|------------------|------------|-------------------------|-----------------------|--------------------|------------------------------------|------------------------|
| | | | | | | | | initiale | definitive | | | | | |
| A | | | B | | | 1 | 2 | 3 | 4 | 5 | 6 | 7=5-6 | 8 | |
| 5402 | 01 | | | | | ALTE SERVICII PUBLICE GENERALE | | 3.616.680 | 2.110.680 | 1.914.394 | 1.914.394 | 1.914.394 | 1.763.709 | 1.763.709 |
| | 20 | | | | | CHELTUIELI CURENTE | | 3.616.680 | 2.110.680 | 1.914.394 | 1.914.394 | 1.914.394 | 1.763.709 | 1.763.709 |
| | 20 | 01 | | | | TITLUL II BUNURI SI SERVICII | | 150.685 | 150.685 | 150.685 | 150.685 | 150.685 | 150.685 | 150.685 |
| | 20 | 01 | | | | Bunuri si servicii | | 150.685 | 150.685 | 150.685 | 150.685 | 150.685 | 150.685 | 150.685 |
| | 20 | 01 | 07 | | | Transport | | 72.165 | 72.165 | 72.165 | 72.165 | 72.165 | 72.165 | 72.165 |
| | 20 | 01 | 30 | | | Alte bunuri si servicii pentru intretinere si functionare | | 78.520 | 78.520 | 78.520 | 78.520 | 78.520 | 78.520 | 78.520 |
| | 51 | | | | | TITLUL VI TRANSFERURI INTRE UNITATI ALE ADMINISTRATIEI PUBLICE | | 3.465.995 | 1.959.995 | 1.763.709 | 1.763.709 | 1.763.709 | 1.763.709 | 1.763.709 |
| | 51 | 01 | | | | Transferuri curente | | 3.465.995 | 1.959.995 | 1.763.709 | 1.763.709 | 1.763.709 | 1.763.709 | 1.763.709 |
| | 51 | 01 | 01 | | | Transferuri catre institutiile publice | | 3.465.995 | 1.959.995 | 1.763.709 | 1.763.709 | 1.763.709 | 1.763.709 | 1.763.709 |
| 5502 | | | | | | TRANZACTII PRIVIND DATORIA PUBLICA SI IMPRUMUTURI | | 13.335.100 | 11.135.100 | 10.643.225 | 10.643.225 | 10.643.225 | 10.619.575 | 10.619.575 |
| | 01 | | | | | CHELTUIELI CURENTE | | 13.335.100 | 11.135.100 | 10.643.225 | 10.643.225 | 10.643.225 | 10.619.575 | 10.619.575 |
| | 30 | | | | | TITLUL III DOBANZI | | 13.335.100 | 11.135.100 | 10.643.225 | 10.643.225 | 10.643.225 | 10.619.575 | 10.619.575 |
| | 30 | 01 | | | | Dobanzi aferente datoriei publice interne | | 5.729.100 | 4.429.100 | 4.054.963 | 4.054.963 | 4.054.963 | 3.155.289 | 3.155.289 |
| | 30 | 01 | 01 | | | Dobanzi aferente datoriei publice interne directe | | 5.344.100 | 4.344.100 | 4.022.080 | 4.022.080 | 4.022.080 | 3.155.289 | 3.155.289 |
| | 30 | 01 | 02 | | | Dobanzi aferente creditelor interne garantate | | 385.000 | 85.000 | 32.883 | 32.883 | 32.883 | | |
| | 30 | 02 | | | | Dobanzi aferente datoriei publice externe | | 7.217.000 | 6.417.000 | 6.299.274 | 6.299.274 | 6.299.274 | 7.175.298 | 7.175.298 |
| | 30 | 02 | 02 | | | Dobanzi aferente creditelor externe contractate de ordonatorii de credit | | 6.217.000 | 5.717.000 | 5.711.259 | 5.711.259 | 5.711.259 | 6.587.283 | 6.587.283 |
| | 30 | 02 | 03 | | | Dobanzi aferente creditelor externe garantate si/sau directe submprumutate | | 1.000.000 | 700.000 | 588.015 | 588.015 | 588.015 | 588.015 | 588.015 |
| | 30 | 03 | | | | Alte dobanzi | | 389.000 | 289.000 | 288.988 | 288.988 | 288.988 | 288.988 | 288.988 |

| Capi- tol | Sub- capi- tol | Pa- ra- graf | Gr- pa / Titlu | Ar- fi- col | Al- ne- at | Denumire indicator | Credite de angajament | Credite bugetare | | Angajamente legale | Plati efectuate | Angajamente legale de platit | Cheltuieli efective | |
|--------------|----------------------|--------------------|----------------------|-------------------|------------------|---|--------------------------|------------------|------------|-----------------------|--------------------|------------------------------------|------------------------|---------|
| | | | | | | | | initiale | definitive | | | | | |
| A | | | | | | | 1 | 2 | 3 | 4 | 5 | 6 | 7=5-6 | 8 |
| B | | | | | | | | | | | | | | |
| 6000 | 02 | | 30 | 03 | 05 | Dobanzi la operatiunile de leasing Partea II-a APARARE, ORDINE PUBLICA SI SIGURANTA NATIONALA | | 389.000 | 289.000 | 288.988 | 288.988 | 288.988 | 288.988 | 288.988 |
| 6102 | | | 01 | | | ORDINE PUBLICA SI SIGURANTA NATIONALA CHELTUIELI CURENTE | | 28.300.000 | 29.654.260 | 28.333.311 | 27.971.218 | 362.093 | 28.324.375 | |
| | | | 10 | | | TITLUL I CHELTUIELI DE PERSONAL | | 28.300.000 | 29.654.260 | 28.333.311 | 27.971.218 | 362.093 | 28.324.375 | |
| | | | 10 | 01 | | Cheltuieli salariale in bani | | 26.000.000 | 29.642.630 | 28.339.052 | 27.976.959 | 362.093 | 28.324.375 | |
| | | | 10 | 01 | 01 | Salarii de baza | | 17.953.000 | 18.766.070 | 18.573.738 | 18.573.738 | | 26.971.124 | |
| | | | 10 | 01 | 05 | Sporuri pentru conditii de munca | | 17.523.920 | 18.228.460 | 18.083.576 | 18.083.576 | | 18.709.200 | |
| | | | 10 | 01 | 13 | Indemnizatii de delegare | | 369.830 | 478.360 | 456.808 | 456.808 | | 18.183.027 | |
| | | | 10 | 02 | | Cheltuieli salariale in natura | | 59.250 | 59.250 | 33.354 | 33.354 | | 492.819 | |
| | | | 10 | 02 | 02 | Norme de hrana | | 4.282.200 | 4.282.200 | 4.048.120 | 4.048.120 | | 33.354 | |
| | | | 10 | 03 | | Contributii | | 4.282.200 | 4.282.200 | 4.048.120 | 4.048.120 | | 4.048.120 | |
| | | | 10 | 03 | 01 | Contributii de asigurari sociale de stat | | 3.764.800 | 4.051.730 | 3.961.281 | 3.961.281 | | 4.213.804 | |
| | | | 10 | 03 | 02 | Contributii de asigurari de somaj | | 2.726.640 | 2.938.420 | 2.880.566 | 2.880.566 | | 2.949.647 | |
| | | | 10 | 03 | 03 | Contributii de asigurari sociale de sanatate | | 81.320 | 88.650 | 85.114 | 85.114 | | 87.088 | |
| | | | 10 | 03 | 04 | Contributii de asigurari pentru accidente de munca si boli profesionale | | 901.670 | 966.070 | 948.025 | 948.025 | | 969.824 | |
| | | | 10 | 03 | 06 | Contributii pentru concedii si indemnizatii | | 45.170 | 48.590 | 47.576 | 47.576 | | 48.669 | |
| | | | 20 | | | TITLUL II BUNURI SI SERVICII | | 10.000 | 10.000 | | | | 158.576 | |
| | | | 20 | 01 | | Bunuri si servicii | | 2.300.000 | 2.542.630 | 1.755.913 | 1.393.820 | 362.093 | 1.353.251 | |
| | | | 20 | 01 | 01 | Furnituri de birou | | 1.086.000 | 1.199.630 | 949.150 | 814.185 | 134.965 | 943.080 | |
| | | | 20 | 01 | 02 | Material pentru curatenie | | 80.000 | 77.000 | 73.872 | 69.439 | 4.433 | 73.265 | |
| | | | 20 | 01 | 03 | Incalzit, iluminat si forta motrica | | 20.000 | 16.000 | 15.805 | 15.805 | | 14.475 | |
| | | | 20 | 01 | 04 | Apa, canal si salubritate | | 160.000 | 155.000 | 124.785 | 111.887 | 12.898 | 124.785 | |
| | | | 20 | 01 | | | | 22.000 | 22.000 | 21.665 | 19.901 | 1.764 | 21.123 | |

| Capi- fol | Sub- capi- fol | Pa- ra- graf | Gr- pa / Titlu | Al- ne- at | Denumire indicator | Credite de angajament | Credite bugetare | | Angajamente bugetare | Angajamente legale | Plati efectuate | Angajamente legale de platit | Cheltuieli efective |
|--------------|----------------------|--------------------|----------------------|------------------|--|--------------------------|------------------|-------------|-------------------------|-----------------------|--------------------|------------------------------------|------------------------|
| | | | | | | | initiale | definitive | | | | | |
| A | | | | | B | 1 | 2 | 3 | 4 | 5 | 6 | 7=5-6 | 8 |
| | | | | | intereselor statului, potrivit dispozitiilor legale | | 50.000 | 26.000 | 19.282 | 19.282 | 19.282 | | 19.282 |
| | 20 | 30 | | | Alte cheltuieli | | 110.000 | 120.000 | 81.467 | 81.467 | 73.611 | 7.856 | 81.467 |
| | 20 | 30 | 03 | | Prime de asigurare non-viata | | 85.000 | 90.000 | 60.697 | 60.697 | 52.841 | 7.856 | 60.697 |
| | 20 | 30 | 30 | | Alte cheltuieli cu bunuri si servicii | | 25.000 | 30.000 | 20.770 | 20.770 | 20.770 | | 20.770 |
| | 84 | | | | PLATI EFECTUATE IN ANII PRECEDENTI SI RECUPERATE IN ANUL CURENT | | | -8.370 | -5.741 | -5.741 | -5.741 | | |
| | 85 | | | | Titlul XIX PLATI EFECTUATE IN ANII PRECEDENTI SI RECUPERATE IN ANUL CURENT | | | -8.370 | -5.741 | -5.741 | -5.741 | | |
| | 85 | 01 | | | Plati efectuate in anii precedenti si recuperate in anul curent | | | -8.370 | -5.741 | -5.741 | -5.741 | | |
| | 85 | 01 | 01 | | Plati efectuate in anii precedenti si recuperate in anul curent (SF) | | | -8.370 | -5.741 | -5.741 | -5.741 | | |
| 6500 | 02 | | | | Partea III-a CHELTUIELI SOCIAL-CULTURALE | | 391.312.340 | 459.280.420 | 403.005.430 | 403.005.430 | 394.185.922 | 8.819.508 | 421.901.198 |
| 6502 | | | | | INVATAMANT | | 220.873.360 | 254.584.260 | 240.884.838 | 240.884.838 | 232.701.034 | 8.183.804 | 241.542.794 |
| | 01 | | | | CHELTUIELI CURENTE | | 220.956.060 | 254.828.070 | 241.111.294 | 241.111.294 | 232.927.490 | 8.183.804 | 241.542.794 |
| | 10 | | | | TITLUL I CHELTUIELI DE PERSONAL | | 164.717.000 | 187.922.000 | 187.469.926 | 187.469.926 | 187.469.926 | | 189.394.672 |
| | 10 | 01 | | | Cheltuieli salariale in bani | | 133.832.672 | 152.799.000 | 152.561.986 | 152.561.986 | 152.561.986 | | 154.054.362 |
| | 10 | 01 | 01 | | Salarii de baza | | 119.969.591 | 137.437.185 | 137.309.751 | 137.309.751 | 137.309.751 | | 138.574.409 |
| | 10 | 01 | 02 | | Salarii de merit | | | | | | | | 11.533 |
| | 10 | 01 | 05 | | Sporuri pentru conditii de munca | | 45.336 | 35.340 | 35.335 | 35.335 | 35.335 | | 36.128 |
| | 10 | 01 | 06 | | Alte sporuri | | 675.594 | 680.381 | 670.784 | 670.784 | 670.784 | | 672.027 |
| | 10 | 01 | 07 | | Ore suplimentare | | | 2.000 | | | | | |
| | 10 | 01 | 10 | | Fond pentru posturi ocupate prin cumul | | 1.310.061 | 1.565.991 | 1.551.931 | 1.551.931 | 1.551.931 | | 1.825.442 |
| | 10 | 01 | 11 | | Fond aferent platii cu ora | | 8.980.103 | 8.331.677 | 8.280.961 | 8.280.961 | 8.280.961 | | 8.195.757 |
| | 10 | 01 | 30 | | Alte drepturi salariale in bani | | 2.851.987 | 4.746.426 | 4.713.224 | 4.713.224 | 4.713.224 | | 4.739.066 |
| | 10 | 03 | | | Contributii | | 30.884.328 | 35.123.000 | 34.907.940 | 34.907.940 | 34.907.940 | | 35.340.310 |

| Capi- tol | Sub- capi- tol | Pa- ra- graf | Gru- pa / Titlu col | Al- ne- at | Denumire indicator | Credite de angajament | Credite bugetare | | Angajamente bugetare | Angajamente legale | Plati efectuate | Angajamente legale de platit | Cheltuieli efective | | |
|--------------|----------------------|--------------------|------------------------------|------------------|--|--------------------------|------------------|------------|-------------------------|-----------------------|--------------------|------------------------------------|------------------------|-------|---|
| | | | | | | | initiale | definitive | | | | | | | |
| A | | | | B | | | | 1 | 2 | 3 | 4 | 5 | 6 | 7=5-6 | 8 |
| | 10 | 03 | 01 | | Contributii de asigurari sociale de stat | | 20.916.263 | 24.400.959 | 24.344.229 | 24.344.229 | 24.344.229 | 24.344.229 | 25.045.048 | | |
| | 10 | 03 | 02 | | Contributii de asigurari de somaj | | 725.230 | 746.174 | 714.297 | 714.297 | 714.297 | 714.297 | 727.800 | | |
| | 10 | 03 | 03 | | Contributii de asigurari sociale de sanatate | | 7.085.478 | 7.861.913 | 7.820.360 | 7.820.360 | 7.820.360 | 7.820.360 | 8.025.591 | | |
| | 10 | 03 | 04 | | Contributii de asigurari pentru accidente de munca si boli profesionale | | 273.590 | 300.427 | 252.720 | 252.720 | 252.720 | 252.720 | 255.966 | | |
| | 10 | 03 | 06 | | Contributii pentru concedii si indemnizatii | | 1.883.767 | 1.813.527 | 1.776.334 | 1.776.334 | 1.776.334 | 1.776.334 | 1.285.905 | | |
| | 20 | | | | TITLUL II BUNURI SI SERVICII | | 40.100.000 | 51.748.220 | 44.799.036 | 44.799.036 | 36.615.232 | 8.183.804 | 42.558.211 | | |
| | 20 | 01 | | | Bunuri si servicii | | 25.642.148 | 29.936.660 | 29.541.702 | 29.541.702 | 23.829.491 | 5.712.211 | 26.525.237 | | |
| | 20 | 01 | 01 | | Furnituri de birou | | 569.999 | 660.338 | 645.445 | 645.445 | 501.449 | 143.996 | 538.094 | | |
| | 20 | 01 | 02 | | Materiale pentru curatenie | | 748.458 | 793.084 | 778.533 | 778.533 | 610.462 | 168.071 | 695.957 | | |
| | 20 | 01 | 03 | | Incalzit, iluminat si forta motrica | | 13.779.664 | 15.360.150 | 15.219.203 | 15.219.203 | 12.802.036 | 2.417.167 | 14.049.671 | | |
| | 20 | 01 | 04 | | Apa, canal si salubritate | | 2.737.268 | 3.003.843 | 2.982.745 | 2.982.745 | 2.531.411 | 451.334 | 2.801.615 | | |
| | 20 | 01 | 05 | | Carburanti si lubrifianti | | 96.330 | 70.370 | 34.590 | 34.590 | 34.590 | 34.590 | 36.155 | | |
| | 20 | 01 | 06 | | Piese de schimb | | 32.136 | 31.136 | 13.608 | 13.608 | 13.608 | 13.608 | 13.608 | | |
| | 20 | 01 | 07 | | Transport | | 168.059 | 140.964 | 105.247 | 105.247 | 95.043 | 10.204 | 95.421 | | |
| | 20 | 01 | 08 | | Posta, telecomunicatii, radio, tv, internet | | 810.328 | 853.291 | 846.100 | 846.100 | 678.343 | 167.757 | 721.547 | | |
| | 20 | 01 | 09 | | Materiale si prestari de servicii cu caracter functional | | 1.829.586 | 2.178.941 | 2.141.772 | 2.141.772 | 1.643.395 | 498.377 | 1.556.159 | | |
| | 20 | 01 | 30 | | Alte bunuri si servicii pentru intretinere si functionare | | 4.870.320 | 6.844.543 | 6.774.459 | 6.774.459 | 4.919.154 | 1.855.305 | 6.017.010 | | |
| | 20 | 02 | | | Reparatii curente | | 9.566.776 | 16.128.888 | 10.839.619 | 10.839.619 | 8.680.968 | 2.158.651 | 13.423.765 | | |
| | 20 | 04 | | | Medicamente si materiale sanitare | | 21.400 | 21.700 | 5.464 | 5.464 | 5.464 | 5.464 | 8.790 | | |
| | 20 | 04 | 01 | | Medicamente | | 18.900 | 19.700 | 4.899 | 4.899 | 4.899 | 4.899 | 8.226 | | |
| | 20 | 04 | 02 | | Materiale sanitare | | 2.200 | 2.000 | 565 | 565 | 565 | 565 | 564 | | |

| Capi- tol | Sub- cap- tol | Fa- ra- gra- f | Ar- ti- col | Al- ne- at | Denumire indicator | Credite de angajament | Credite bugetare | | Angajamente bugetare | Angajamente legale | Plati efectuate | Angajamente legale de platit | Cheltuieli efective |
|--------------|---------------------|-------------------------|-------------------|------------------|---|--------------------------|------------------|------------|-------------------------|-----------------------|--------------------|------------------------------------|------------------------|
| | | | | | | | initiale | definitive | | | | | |
| A | | | | | B | 1 | 2 | 3 | 4 | 5 | 6 | 7=5-6 | 8 |
| 20 | 04 | 04 | | | Dezinfectanti | | 300 | 2.802.775 | 2.381.780 | 2.381.780 | 2.146.568 | 235.212 | 481.256 |
| 20 | 05 | 01 | | | Bunuri de natura obiectelor de inventar | | 2.393.287 | 4.156 | 2.377 | 2.377 | 2.377 | | |
| 20 | 05 | 01 | | | Uniforme si echipament | | 3.156 | 134.572 | 115.809 | 115.809 | 115.809 | | |
| 20 | 05 | 03 | | | Lenjerie si accesorii de pat | | 125.322 | 2.664.047 | 2.265.594 | 2.265.594 | 2.028.382 | 235.212 | 481.256 |
| 20 | 05 | 30 | | | Alte obiecte de inventar | | 2.264.809 | 63.921 | 22.050 | 22.050 | 22.050 | | |
| 20 | 06 | | | | Deplasari, detasari, transferari | | 93.584 | 63.921 | 22.050 | 22.050 | 22.050 | | |
| 20 | 06 | 01 | | | Deplasari interne, detasari, transferari | | 82.084 | 63.921 | 22.050 | 22.050 | 22.050 | | |
| 20 | 06 | 02 | | | Deplasari in strainatate | | 11.500 | | | | | | |
| 20 | 11 | | | | Carti, publicatii si materiale documentare | | 29.500 | 19.000 | 15.263 | 15.263 | 11.539 | 3.724 | 159 |
| 20 | 12 | | | | Consultanta si expertiza | | 53.000 | 53.000 | 34.833 | 34.833 | 34.833 | | 37.833 |
| 20 | 13 | | | | Pregatire profesionala | | 481.652 | 409.071 | 147.179 | 147.179 | 146.524 | 655 | 174.305 |
| 20 | 14 | | | | Protectia muncii | | 347.377 | 350.236 | 247.864 | 247.864 | 247.269 | 595 | 273.048 |
| 20 | 30 | | | | Alte cheltuieli | | 1.471.276 | 1.982.969 | 1.563.282 | 1.563.282 | 1.490.526 | 72.756 | 1.611.431 |
| 20 | 30 | 01 | | | Reclama si publicitate | | 350 | 350 | | | | | 350 |
| 20 | 30 | 03 | | | Prime de asigurare non-viata | | 3.000 | 3.000 | 1.865 | 1.865 | 1.865 | | 1.865 |
| 20 | 30 | 04 | | | Chirii | | 1.099.013 | 1.386.443 | 1.175.428 | 1.175.428 | 1.175.428 | | 1.264.895 |
| 20 | 30 | 30 | | | Alte cheltuieli cu bunuri si servicii | | 365.913 | 593.176 | 385.989 | 385.989 | 313.233 | 72.756 | 344.321 |
| 55 | | | | | TITLUL VII ALTE TRANSFERURI | | 4.017.000 | 4.017.000 | 3.999.842 | 3.999.842 | 3.999.842 | | 3.999.842 |
| 55 | 01 | | | | A. Transferuri interne | | 4.017.000 | 4.017.000 | 3.999.842 | 3.999.842 | 3.999.842 | | 3.999.842 |
| 55 | 01 | 63 | | | Finantarea invatamanului particular sau confesional acreditat | | 4.017.000 | 4.017.000 | 3.999.842 | 3.999.842 | 3.999.842 | | 3.999.842 |
| 57 | | | | | TITLUL VIII ASISTENTA SOCIALA | | 5.891.000 | 4.883.000 | 1.562.638 | 1.562.638 | 1.562.638 | | 1.611.427 |
| 57 | 02 | | | | Ajutoare sociale | | 5.891.000 | 4.883.000 | 1.562.638 | 1.562.638 | 1.562.638 | | 1.611.427 |
| 57 | 02 | 01 | | | Ajutoare sociale in numerar | | 2.845.000 | 2.883.800 | 508.318 | 508.318 | 508.318 | | 508.318 |
| 57 | 02 | 02 | | | Ajutoare sociale in natura | | 2.000.000 | 1.961.200 | 1.054.320 | 1.054.320 | 1.054.320 | | 1.102.559 |
| 57 | 02 | 03 | | | Tichete de cresa si tichete sociale pentru gradinita | | 37.000 | 38.000 | | | | | 550 |

| Capi- tol | Sub- cap- tol | Fa- ra- gra- fol | Gru- pa / Titlu | Ar- ti- col | Al- ne- at | Denumire indicator | Credite de angajament | Credite bugetare | | Angajamente bugetare | Angajamente legale | Plati efectuate | Angajamente legale de platit | Cheltuieli efective |
|--------------|---------------------|---------------------------|-----------------------|-------------------|------------------|--|--------------------------|------------------|------------|-------------------------|-----------------------|--------------------|------------------------------------|------------------------|
| | | | | | | | | initiale | definitive | | | | | |
| A | | | B | | | 1 | 2 | 3 | 4 | 5 | 6 | 7=5-6 | 8 | |
| | 57 | 02 | 05 | | | Support alimentar | 1.009.000 | | 3.279.852 | 3.279.852 | 3.279.852 | 3.279.852 | 3.978.642 | |
| | 59 | | | | | TITLUL XI ALTE CHELTUIELI | 6.231.060 | 6.257.850 | 3.253.060 | 3.253.060 | 3.253.060 | 3.253.060 | 3.951.850 | |
| | 59 | 01 | | | | Burse | 6.231.060 | 6.231.050 | 26.792 | 26.792 | 26.792 | 26.792 | 26.792 | |
| | 59 | 17 | | | | Despagubiri civile | | 26.800 | | | | | | |
| | 84 | | | | | PLATI EFECTUATE IN ANII PRECEDENTI SI RECUPERATE IN ANUL CURENT | -82.700 | -243.810 | -226.456 | -226.456 | -226.456 | -226.456 | | |
| | 85 | | | | | Titlul XIX PLATI EFECTUATE IN ANII PRECEDENTI SI RECUPERATE IN ANUL CURENT | -82.700 | -243.810 | -226.456 | -226.456 | -226.456 | -226.456 | | |
| | 85 | 01 | | | | Plati efectuate in anii precedenti si recuperate in anul curent | -82.700 | -243.810 | -226.456 | -226.456 | -226.456 | -226.456 | | |
| | 85 | 01 | 01 | | | Plati efectuate in anii precedenti si recuperate in anul curent (SF) | -82.700 | -243.810 | -226.456 | -226.456 | -226.456 | -226.456 | | |
| 6602 | | | | | | SANATALE | 14.238.090 | 16.159.250 | 9.852.304 | 9.852.304 | 9.852.304 | 9.852.304 | 9.546.754 | |
| | 01 | | | | | CHELTUIELI CURENTE | 14.238.090 | 16.159.250 | 9.852.304 | 9.852.304 | 9.852.304 | 9.852.304 | 9.546.754 | |
| | 10 | | | | | TITLUL I CHELTUIELI DE PERSONAL | 8.238.080 | 8.851.940 | 7.308.229 | 7.308.229 | 7.308.229 | 7.308.229 | 7.221.716 | |
| | 10 | 01 | | | | Cheltuieli salariale in bani | 6.726.290 | 7.173.380 | 5.921.582 | 5.921.582 | 5.921.582 | 5.921.582 | 5.921.582 | |
| | 10 | 01 | 01 | | | Salarii de baza | 6.726.290 | 7.173.380 | 5.921.582 | 5.921.582 | 5.921.582 | 5.921.582 | 5.921.582 | |
| | 10 | 03 | | | | Contributii | 1.511.790 | 1.678.560 | 1.386.647 | 1.386.647 | 1.386.647 | 1.386.647 | 1.300.134 | |
| | 10 | 03 | 01 | | | Contributii de asigurari sociale de stat | 1.058.600 | 1.134.769 | 938.105 | 938.105 | 938.105 | 938.105 | 938.105 | |
| | 10 | 03 | 02 | | | Contributii de asigurari de somaj | 33.500 | 33.911 | 25.697 | 25.697 | 25.697 | 25.697 | 25.697 | |
| | 10 | 03 | 03 | | | Contributii de asigurari sociale de sanatate | 348.400 | 373.468 | 308.069 | 308.069 | 308.069 | 308.069 | 308.069 | |
| | 10 | 03 | 04 | | | Contributii de asigurari pentru accidente de munca si boli profesionale | 14.338 | 15.495 | 12.716 | 12.716 | 12.716 | 12.716 | 12.716 | |
| | 10 | 03 | 06 | | | Contributii pentru concedii si indemnizatii | 56.952 | 118.917 | 102.060 | 102.060 | 102.060 | 102.060 | 15.547 | |

| Capi- tol | Sub- cap- tol | Fa- ra- graf | Ar- ti- col | Ali- ne- at | Denumire indicator | Credite de angajament | Credite bugetare | | Angajamente bugetare | Angajamente legale | Plati efectuate | Angajamente legale de platit | Cheltuieli efective | | | |
|--------------|---------------------|--------------------|-------------------|-------------------|--|--------------------------|------------------|-------------|-------------------------|-----------------------|--------------------|------------------------------------|------------------------|-------|---|--|
| | | | | | | | initiale | definitive | | | | | | | | |
| A | | | | B | | | | 1 | 2 | 3 | 4 | 5 | 6 | 7-5-6 | 8 | |
| | 20 | | | | TITLUL II BUNURI SI SERVICII | | | | | | | | | | | |
| | 20 | 02 | | | Reparatii curente | | 4.300.010 | 4.577.310 | 1.074.689 | 1.074.689 | 1.074.689 | 1.074.689 | 855.652 | | | |
| | 20 | 04 | | | Medicamente si materiale sanitare | | 4.000.000 | 4.000.000 | 834.191 | 834.191 | 834.191 | 834.191 | 631.911 | | | |
| | 20 | 04 | 01 | | Medicamente | | 92.700 | 191.900 | 66.835 | 66.835 | 66.835 | 66.835 | 61.112 | | | |
| | 20 | 04 | 02 | | Materiale sanitare | | 33.500 | 33.500 | 26.698 | 26.698 | 26.698 | 26.698 | 26.698 | | | |
| | 20 | 04 | 04 | | Dezinfectanti | | 49.200 | 148.400 | 40.137 | 40.137 | 40.137 | 40.137 | 34.414 | | | |
| | 20 | 05 | | | Bunuri de natura obiectelor de inventar | | 10.000 | 10.000 | 9.143 | 9.143 | 9.143 | 9.143 | | | | |
| | 20 | 05 | 01 | | Uniforme si echipament | | 34.110 | 49.500 | 9.143 | 9.143 | 9.143 | 9.143 | | | | |
| | 20 | 05 | 30 | | Alte obiecte de inventar | | 18.700 | 18.700 | 9.143 | 9.143 | 9.143 | 9.143 | | | | |
| | 20 | 06 | | | Deplasari, detasari, transferari | | 15.410 | 30.800 | 9.143 | 9.143 | 9.143 | 9.143 | | | | |
| | 20 | 06 | 01 | | Deplasari interne, detasari, transferari | | 74.000 | 197.510 | 74.172 | 74.172 | 74.172 | 74.172 | 46.732 | | | |
| | 20 | 13 | | | Pregatire profesionala | | 74.000 | 197.510 | 74.172 | 74.172 | 74.172 | 74.172 | 46.732 | | | |
| | 20 | 30 | | | Alte cheltuieli | | 50.000 | 91.000 | 58.430 | 58.430 | 58.430 | 58.430 | 84.120 | | | |
| | 20 | 30 | 30 | | Alte cheltuieli cu bunuri si servicii | | 49.200 | 47.400 | 31.918 | 31.918 | 31.918 | 31.918 | 31.777 | | | |
| | 51 | | | | TITLUL VI TRANSFERURI INTRE UNITATI ALE ADMINISTRATIEI PUBLICE | | | | | | | | | | | |
| | 51 | 01 | | | Transferuri curente | | 1.700.000 | 2.730.000 | 1.469.386 | 1.469.386 | 1.469.386 | 1.469.386 | 1.469.386 | | | |
| | 51 | 01 | 46 | | Transferuri din bugete locale pentru finantarea cheltuielilor curente din domeniul sanatatii | | 1.700.000 | 2.730.000 | 1.469.386 | 1.469.386 | 1.469.386 | 1.469.386 | 1.469.386 | | | |
| 6702 | 01 | | | | CULTURA, RECREERE SI RELIGIE | | 87.355.800 | 114.855.190 | 88.505.852 | 88.505.852 | 87.870.148 | 633.704 | 102.663.559 | | | |
| | 10 | | | | CHELTUIELI CURENTE | | 87.607.800 | 115.197.190 | 88.566.429 | 88.566.429 | 87.930.725 | 633.704 | 102.663.559 | | | |
| | 10 | 01 | | | TITLUL I CHELTUIELI DE PERSONAL | | 21.342.000 | 24.453.130 | 23.624.911 | 23.624.911 | 23.174.550 | 450.361 | 23.983.917 | | | |
| | 10 | 01 | 01 | | Cheltuieli salariale in bani | | 17.510.370 | 20.398.743 | 19.607.361 | 19.607.361 | 19.253.312 | 354.049 | 19.973.057 | | | |
| | 10 | 01 | 01 | 01 | Salarii de baza | | 11.519.170 | 14.194.873 | 14.124.291 | 14.124.291 | 13.862.911 | 261.380 | 14.377.741 | | | |
| | 10 | 01 | 01 | 05 | Sporuri pentru conditii de munca | | 1.236.200 | 1.159.670 | 1.159.670 | 1.159.670 | 1.097.378 | 62.292 | 1.201.821 | | | |
| | 10 | 01 | 01 | 06 | Alte sporuri | | 15.000 | 14.420 | 14.420 | 14.420 | 14.348 | 72 | 15.106 | | | |
| | 10 | 01 | 01 | 10 | Fond pentru posturi ocupate prin cumul | | 251.000 | 210.000 | 209.603 | 209.603 | 209.603 | | 222.368 | | | |

| Capi- fol | Sub- capi- fol | Pa- ra- graf | Ar- ti- cul | Ali- ne- at | Denumire indicator | Credite de angajament | Credite bugetare | | Angajamente bugetare | Angajamente legale | Plati efectuate | Angajamente legale de platit | Cheltuieli efective | | |
|--------------|----------------------|--------------------|-------------------|-------------------|--|--------------------------|------------------|------------|-------------------------|-----------------------|--------------------|------------------------------------|------------------------|-------|---|
| | | | | | | | initiale | definitive | | | | | | | |
| A | | | | B | | | | 1 | 2 | 3 | 4 | 5 | 6 | 7=5-6 | 8 |
| | | | | | caracter functional | | | 18.969.842 | 14.999.748 | 14.999.748 | 14.984.773 | 14.975 | 17.839.160 | | |
| 20 | 01 | 30 | | | Alte bunuri si servicii pentru intretinere si functionare | | 5.225.000 | 1.377.900 | 1.102.376 | 1.102.376 | 1.074.829 | 27.547 | 1.120.381 | | |
| 20 | 02 | | | | Reparatii curente | | 1.950.000 | 2.548.850 | 242.991 | 242.991 | 241.508 | 1.483 | 249.116 | | |
| 20 | 03 | | | | Hrana | | 5.003.850 | 2.142.028 | 2.016.138 | 2.016.138 | 2.016.138 | | 2.176.673 | | |
| 20 | 03 | 01 | | | Hrana pentru oameni | | 2.080.000 | 1.742.028 | 1.685.120 | 1.685.120 | 1.685.120 | | 1.841.296 | | |
| 20 | 03 | 02 | | | Hrana pentru animale | | 1.680.000 | 400.000 | 331.018 | 331.018 | 331.018 | | 335.377 | | |
| 20 | 04 | | | | Medicamente si materiale sanitare | | 395.000 | 318.655 | 197.673 | 197.673 | 197.673 | | 612.146 | | |
| 20 | 04 | 01 | | | Medicamente | | 328.000 | 301.635 | 186.145 | 186.145 | 186.145 | | 530.221 | | |
| 20 | 04 | 02 | | | Materiale sanitare | | 66.000 | 16.000 | 10.585 | 10.585 | 10.585 | | 81.088 | | |
| 20 | 04 | 04 | | | Dezinfectanti | | 1.000 | 1.000 | 943 | 943 | 943 | | 837 | | |
| 20 | 05 | | | | Bunuri de natura obiectelor de inventar | | 881.000 | 1.290.000 | 905.130 | 905.130 | 896.775 | 8.355 | 1.802.331 | | |
| 20 | 05 | 01 | | | Uniforme si echipament | | 382.000 | 644.000 | 536.380 | 536.380 | 536.380 | | 1.736.839 | | |
| 20 | 05 | 30 | | | Alte obiecte de inventar | | 499.000 | 646.000 | 368.750 | 368.750 | 360.395 | 8.355 | 65.492 | | |
| 20 | 06 | | | | Deplasari, detasari, transferari | | 1.761.000 | 2.065.000 | 1.482.789 | 1.482.789 | 1.465.714 | 17.075 | 1.866.324 | | |
| 20 | 06 | 01 | | | Deplasari interne, detasari, transferari | | 1.059.000 | 910.000 | 699.142 | 699.142 | 682.067 | 17.075 | 1.073.348 | | |
| 20 | 06 | 02 | | | Deplasari in strainatate | | 702.000 | 1.155.000 | 783.647 | 783.647 | 783.647 | | 792.976 | | |
| 20 | 11 | | | | Carti, publicatii si materiale documentare | | 12.000 | 6.000 | 1.746 | 1.746 | 415 | 1.331 | 3.076 | | |
| 20 | 13 | | | | Pregatire profesionala | | 41.000 | 35.500 | 20.382 | 20.382 | 18.536 | 1.826 | 20.383 | | |
| 20 | 14 | | | | Protectia muncii | | 31.000 | 28.800 | 22.061 | 22.061 | 21.671 | 390 | 21.464 | | |
| 20 | 30 | | | | Alte cheltuieli | | 46.939.950 | 59.854.905 | 42.320.188 | 42.320.188 | 42.268.339 | 51.849 | 51.211.878 | | |
| 20 | 30 | 01 | | | Reclama si publicitate | | 126.000 | 112.280 | 68.040 | 68.040 | 66.926 | 1.114 | 77.697 | | |
| 20 | 30 | 03 | | | Prime de asigurare non-viata | | 59.000 | 50.200 | 37.078 | 37.078 | 36.532 | 546 | 38.939 | | |
| 20 | 30 | 04 | | | Chirii | | 605.000 | 714.125 | 669.362 | 669.362 | 666.652 | 2.710 | 669.398 | | |
| 20 | 30 | 30 | | | Alte cheltuieli cu bunuri si servicii | | 46.169.950 | 58.978.300 | 41.545.708 | 41.545.708 | 41.498.229 | 47.479 | 50.425.844 | | |
| 84 | | | | | PLATI EFECTUATE IN ANII PRECEDENTI SI RECUPERATE IN ANUL CURENT | | -252.000 | -343.000 | -60.577 | -60.577 | -60.577 | | | | |

| Capi- tol | Sub- capi- tol | Pa- ra- gra- ful | Gru- pa / Titlu col | Ar- ti- col | Al- ne- at | Denumire indicator | Credite de angajament | Credite bugetare | | Angajamente bugetare | Angajamente legale | Plati efectuate | Angajamente legale de platit | Cheltuieli efective |
|--------------|----------------------|---------------------------|------------------------------|-------------------|------------------|--|--------------------------|------------------|------------|-------------------------|-----------------------|--------------------|------------------------------------|------------------------|
| | | | | | | | | initiale | definitive | | | | | |
| A | | | | | | B | 1 | 2 | 3 | 4 | 5 | 6 | 7=5-6 | 8 |
| | | | 85 | | | TITLUL XIX PLATI EFECTUATE IN ANII PRECEDENTI SI RECUPERATE IN ANUL CURENT | | | | | | | | |
| | | | 85 | 01 | | Plati efectuate in anii precedenti si recuperate in anul curent | | -252.000 | -342.000 | -60.577 | -60.577 | -60.577 | -60.577 | |
| | | | 85 | 01 | 01 | Plati efectuate in anii precedenti si recuperate in anul curent (SIF) | | -252.000 | -342.000 | -60.577 | -60.577 | -60.577 | -60.577 | |
| 6802 | | | 01 | | | ASIGURARI SI ASISTENTA SOCIALA CHELTUIELI CURENTE | | 68.845.090 | 73.681.720 | 63.762.436 | 63.762.436 | 63.762.436 | 63.762.436 | 68.148.091 |
| | | | 10 | 01 | | TITLUL I CHELTUIELI DE PERSONAL | | 68.868.090 | 73.834.720 | 63.839.966 | 63.839.966 | 63.839.966 | 63.839.966 | 68.148.091 |
| | | | 10 | 01 | | Cheltuieli salariale in bani | | 34.263.100 | 34.763.100 | 31.826.305 | 31.826.305 | 31.826.305 | 31.826.305 | 32.632.221 |
| | | | 10 | 01 | 01 | Salarii de baza | | 27.924.300 | 28.254.300 | 25.967.848 | 25.967.848 | 25.967.848 | 25.967.848 | 26.664.443 |
| | | | 10 | 01 | 12 | Indemnizatii platite unor persoane din afara unitatii | | 14.502.300 | 14.721.142 | 12.812.933 | 12.812.933 | 12.812.933 | 12.812.933 | 13.229.669 |
| | | | 10 | 01 | 13 | Indemnizatii de delegare | | 13.391.000 | 13.502.158 | 13.150.929 | 13.150.929 | 13.150.929 | 13.150.929 | 13.430.788 |
| | | | 10 | 03 | | Contributii | | 31.000 | 31.000 | 3.986 | 3.986 | 3.986 | 3.986 | 3.986 |
| | | | 10 | 03 | 01 | Contributii de asigurari sociale de stat | | 6.338.800 | 6.508.800 | 5.858.457 | 5.858.457 | 5.858.457 | 5.858.457 | 5.967.778 |
| | | | 10 | 03 | 02 | Contributii de asigurari de somaj | | 4.391.500 | 4.517.500 | 4.099.415 | 4.099.415 | 4.099.415 | 4.099.415 | 4.208.470 |
| | | | 10 | 03 | 03 | Contributii de asigurari sociale de sanatate | | 152.640 | 156.640 | 119.218 | 119.218 | 119.218 | 119.218 | 122.488 |
| | | | 10 | 03 | 04 | Contributii de asigurari pentru accidente de munca si boli profesionale | | 1.455.000 | 1.486.000 | 1.347.571 | 1.347.571 | 1.347.571 | 1.347.571 | 1.384.096 |
| | | | 10 | 03 | 06 | Contributii pentru concedii si indemnizatii | | 60.960 | 62.960 | 42.277 | 42.277 | 42.277 | 42.277 | 43.379 |
| | | | 20 | 01 | | TITLUL II BUNURI SI SERVICII | | 278.700 | 285.700 | 249.976 | 249.976 | 249.976 | 249.976 | 209.345 |
| | | | 20 | 01 | | Bunuri si servicii | | 7.999.990 | 9.261.643 | 5.381.761 | 5.381.761 | 5.381.761 | 5.381.761 | 5.658.924 |
| | | | 20 | 01 | 01 | Furnituri de birou | | 2.973.616 | 3.166.613 | 1.514.670 | 1.514.670 | 1.514.670 | 1.514.670 | 1.842.516 |
| | | | 20 | 01 | 01 | | | 225.270 | 287.056 | 129.636 | 129.636 | 129.636 | 129.636 | 222.047 |

| Capi- tol | Sub- capi- tol | Pa- ra- graf | Ar- ti- col | Al- ne- at | Denumire indicator | Credite de angajament | Credite bugetare | | Angajamente bugetare | Angajamente legale | Plati efectuate | Angajamente legale de platit | Cheltuieli efective |
|--------------|----------------------|--------------------|-------------------|------------------|---|--------------------------|------------------|------------|-------------------------|-----------------------|--------------------|------------------------------------|------------------------|
| | | | | | | | initiale | definitive | | | | | |
| A | | | | | B | 1 | 2 | 3 | 4 | 5 | 6 | 7=5-6 | 8 |
| | 20 | 01 | 02 | | Materiale pentru curatenie | | 316.380 | 261.014 | 136.815 | 136.815 | 136.815 | 136.815 | 178.174 |
| | 20 | 01 | 03 | | Incalziri, iluminat si forta motrice | | 891.734 | 1.213.169 | 461.774 | 461.774 | 461.774 | 461.774 | 519.856 |
| | 20 | 01 | 04 | | Apa, canal si salubritate | | 209.800 | 235.754 | 129.461 | 129.461 | 129.461 | 129.461 | 145.633 |
| | 20 | 01 | 05 | | Carburanti si lubrifianti | | 100.552 | 92.850 | 12.279 | 12.279 | 12.279 | 12.279 | 53.751 |
| | 20 | 01 | 06 | | Piese de schimb | | 70.400 | 70.400 | 20.092 | 20.092 | 20.092 | 20.092 | 26.441 |
| | 20 | 01 | 08 | | Posta, telecomunicatii, radio, tv, internet | | 254.500 | 255.300 | 200.850 | 200.850 | 200.850 | 200.850 | 202.959 |
| | 20 | 01 | 09 | | Materiale si prestari de servicii cu caracter functional | | 247.550 | 138.550 | 104.261 | 104.261 | 104.261 | 104.261 | 132.609 |
| | 20 | 01 | 30 | | Alte bunuri si servicii pentru inretinere si functionare | | 657.430 | 612.340 | 319.502 | 319.502 | 319.502 | 319.502 | 361.046 |
| | 20 | 02 | | | Reparatii curente | | 488.500 | 610.500 | 403.182 | 403.182 | 403.182 | 403.182 | 474.510 |
| | 20 | 03 | | | Hrana | | 3.180.100 | 3.485.943 | 2.473.690 | 2.473.690 | 2.473.690 | 2.473.690 | 2.659.402 |
| | 20 | 03 | 01 | | Hrana pentru oameni | | 3.180.100 | 3.485.943 | 2.473.690 | 2.473.690 | 2.473.690 | 2.473.690 | 2.659.402 |
| | 20 | 04 | | | Medicamente si materiale sanitare | | 197.850 | 246.332 | 109.691 | 109.691 | 109.691 | 109.691 | 98.279 |
| | 20 | 04 | 01 | | Medicamente | | 73.070 | 92.052 | 61.991 | 61.991 | 61.991 | 61.991 | 58.062 |
| | 20 | 04 | 02 | | Materiale sanitare | | 31.380 | 59.880 | 27.077 | 27.077 | 27.077 | 27.077 | 13.942 |
| | 20 | 04 | 03 | | Reactivi | | | | | | | | 4.419 |
| | 20 | 04 | 04 | | Dezinfectanti | | 93.400 | 94.400 | 20.623 | 20.623 | 20.623 | 20.623 | 21.856 |
| | 20 | 05 | | | Bunuri de natura obiectelor de inventar | | 360.967 | 770.053 | 309.715 | 309.715 | 309.715 | 309.715 | 36.448 |
| | 20 | 05 | 01 | | Uniforme si echipament | | 108.370 | 170.325 | 80.415 | 80.415 | 80.415 | 80.415 | 29 |
| | 20 | 05 | 03 | | Lenjerie si accesorii de pat | | 69.165 | 110.160 | 55.022 | 55.022 | 55.022 | 55.022 | |
| | 20 | 05 | 30 | | Alte obiecte de inventar | | 183.432 | 489.568 | 174.278 | 174.278 | 174.278 | 174.278 | 36.419 |
| | 20 | 06 | | | Deplasari, detasari, transferari | | 176.750 | 190.750 | 173.638 | 173.638 | 173.638 | 173.638 | 173.638 |
| | 20 | 06 | 01 | | Deplasari interne, detasari, transferari | | 169.750 | 190.560 | 173.448 | 173.448 | 173.448 | 173.448 | 173.448 |
| | 20 | 06 | 02 | | Deplasari in strainatate | | 7.000 | 190 | 190 | 190 | 190 | 190 | 190 |
| | 20 | 11 | | | Carti, publicatii si materiale documentare | | 23.602 | 10.600 | 8.995 | 8.995 | 8.995 | 8.995 | 1.625 |

| Capi- tol | Sub- tot | Pa- gra- d | Gru- pa/ Titlu col | Ali- ne- at | Denumire indicator | Credite de angajament | Credite bugetare | | Angajamente bugetare | Angajamente legale | Plati efectuate | Angajamente legale de platit | Cheltuieli efective |
|--------------|-------------|------------------|-----------------------------|-------------------|---|--------------------------|------------------|------------|-------------------------|-----------------------|--------------------|------------------------------------|------------------------|
| | | | | | | | initiale | definitive | | | | | |
| A | | | | | B | 1 | 2 | 3 | 4 | 5 | 6 | 7=5-6 | 8 |
| | 20 | 12 | | | Consultanta si expertiza | | 66.000 | 12.394 | 10.532 | 10.532 | 10.532 | | 476 |
| | 20 | 13 | | | Pregatire profesionala | | 175.180 | 178.180 | 142.981 | 142.981 | 142.981 | | 132.723 |
| | 20 | 14 | | | Protectia muncii | | 125.745 | 134.750 | 68.958 | 68.958 | 68.958 | | 47.401 |
| | 20 | 30 | | | Alte cheltuieli | | 231.680 | 455.528 | 165.709 | 165.709 | 165.709 | | 191.906 |
| | 20 | 30 | 01 | | Reclama si publicitate | | 6.900 | 9.900 | 2.906 | 2.906 | 2.906 | | 4.705 |
| | 20 | 30 | 03 | | Prime de asigurare non-viata | | 31.000 | 56.348 | 7.149 | 7.149 | 7.149 | | 11.781 |
| | 20 | 30 | 30 | | Alte cheltuieli cu bunuri si servicii | | 193.780 | 389.280 | 155.654 | 155.654 | 155.654 | | 175.420 |
| | 51 | | | | TITLUL VI TRANSFERURI INTRE UNITATI ALE ADMINISTRATIEI PUBLICE | | | | | | | | |
| | 51 | 01 | | | Transferuri curente | | 900.000 | 900.000 | 900.000 | 900.000 | 900.000 | | 900.000 |
| | 51 | 01 | 39 | | Transferuri din bugetele locale pentru finantarea unitatilor de asistenta sociala si medico-sociale | | 900.000 | 900.000 | 900.000 | 900.000 | 900.000 | | 900.000 |
| | 57 | 02 | | | TITLUL VIII ASISTENTA SOCIALA | | | | | | | | |
| | 57 | 02 | | | Ajutoare sociale | | 21.562.000 | 21.923.000 | 20.679.129 | 20.679.129 | 20.679.129 | | 22.919.366 |
| | 57 | 02 | 01 | | Ajutoare sociale in numerar | | 21.562.000 | 21.923.000 | 20.679.129 | 20.679.129 | 20.679.129 | | 22.919.366 |
| | 59 | | | | TITLUL XI ALTE CHELTUIELI | | | | | | | | |
| | 59 | 11 | | | Asociatii si fundatii | | 4.143.000 | 6.976.977 | 5.052.771 | 5.052.771 | 5.052.771 | | 6.037.580 |
| | 84 | | | | PLATI EFECTUATE IN ANII PRECEDENTI SI RECUPERATE IN ANUL CURENT | | | | | | | | |
| | 85 | | | | Titlul XIX PLATI EFECTUATE IN ANII PRECEDENTI SI RECUPERATE IN ANUL CURENT | | -23.000 | -143.000 | -77.530 | -77.530 | -77.530 | | |
| | 85 | 01 | | | Plati efectuate in anii precedenti si recuperate in anul curent | | -23.000 | -143.000 | -77.530 | -77.530 | -77.530 | | |
| | 85 | 01 | 01 | | Plati efectuate in anii precedenti si recuperate in anul curent (SF) | | -23.000 | -143.000 | -77.530 | -77.530 | -77.530 | | |
| | | | | | Partea IV-a SERVICII SI DEZVOLTARE | | | | | | | | |


| Capi- tol | Sub- capit- ol | Pa- ra- graf | Ar- ti- col | Al- ne- at | Denumire indicator | Credite de angajament | Credite bugetare | | Angajamente bugetare | Angajamente legale | Plati efectuate | Angajamente legale de platit | Cheltuieli efective |
|--------------|----------------------|--------------------|-------------------|------------------|--|--------------------------|------------------|------------|-------------------------|-----------------------|--------------------|------------------------------------|------------------------|
| | | | | | | | initiale | definitive | | | | | |
| A | | | | | B | 1 | 2 | 3 | 4 | 5 | 6 | 7=5-6 | 8 |
| 7000 | | | | | PUBLICA, LOCUINTE, MEDIU SI APE | | 88.775.550 | 82.974.860 | 62.079.046 | 62.079.046 | 62.069.508 | 9.538 | 39.680.210 |
| 7002 | | | | | LOCUINTE, SERVICII SI DEZVOLTARE PUBLICA | | 70.275.550 | 62.474.860 | 49.274.322 | 49.274.322 | 49.264.794 | 9.538 | 23.529.524 |
| | 01 | | | | CHELTUIELI CURENTE | | 28.200.130 | 28.089.440 | 15.909.665 | 15.909.665 | 15.900.127 | 9.538 | 17.708.747 |
| | 10 | | | | TITLUL I CHELTUIELI DE PERSONAL | | 142.830 | 405.850 | 302.115 | 302.115 | 302.115 | | 329.012 |
| | 10 | 01 | | | Cheltuieli salariale in bani | | 113.820 | 309.190 | 246.700 | 246.700 | 246.700 | | 268.657 |
| | 10 | 01 | 01 | | Salarii de baza | | 113.820 | 309.190 | 246.700 | 246.700 | 246.700 | | 268.657 |
| | 10 | 03 | | | Contributii | | 29.010 | 96.660 | 55.415 | 55.415 | 55.415 | | 60.355 |
| | 10 | 03 | 01 | | Contributii de asigurari sociale de stat | | 19.840 | 59.060 | 38.889 | 38.889 | 38.889 | | 42.358 |
| | 10 | 03 | 02 | | Contributii de asigurari de somaj | | 720 | 2.840 | 1.231 | 1.231 | 1.231 | | 1.341 |
| | 10 | 03 | 03 | | Contributii de asigurari sociale de sanatate | | 6.600 | 29.560 | 12.830 | 12.830 | 12.830 | | 13.972 |
| | 10 | 03 | 04 | | Contributii de asigurari pentru accidente de munca si boli profesionale | | 290 | 940 | 370 | 370 | 370 | | 403 |
| | 10 | 03 | 06 | | Contributii pentru concedii si indemnizatii | | 1.560 | 4.260 | 2.095 | 2.095 | 2.095 | | 2.281 |
| | 20 | | | | TITLUL II BUNURI SI SERVICII | | 28.057.300 | 27.683.590 | 15.607.550 | 15.607.550 | 15.598.012 | 9.538 | 17.579.735 |
| | 20 | 01 | | | Bunuri si servicii | | 12.308.528 | 14.318.528 | 9.560.239 | 9.560.239 | 9.550.701 | 9.538 | 10.290.759 |
| | 20 | 01 | 01 | | Furnituri de birou | | 9.200 | 9.200 | | | | | |
| | 20 | 01 | 02 | | Materiale pentru curatenie | | 1.200 | 1.200 | | | | | |
| | 20 | 01 | 03 | | Incalzit, iluminat si forta motrica | | 7.666.987 | 9.696.487 | 7.475.644 | 7.475.644 | 7.475.644 | | 7.561.912 |
| | 20 | 01 | 04 | | Apa cald si salubritate | | 2.806.481 | 2.956.481 | 1.612.940 | 1.612.940 | 1.612.940 | | 1.976.001 |
| | 20 | 01 | 05 | | Carburanti si lubrifianti | | 1.800 | 1.800 | | | | | |
| | 20 | 01 | 06 | | Piese de schimb | | 42.640 | 42.640 | | | | | |
| | 20 | 01 | 08 | | Posta, telecomunicatii, radio, tv, internet | | 36.300 | 36.800 | 13.205 | 13.205 | 12.355 | 850 | 13.234 |
| | 20 | 01 | 09 | | Materiale si prestari de servicii cu caracter functional | | 140.480 | 140.480 | 26.800 | 26.800 | 22.075 | 4.725 | 19.185 |

| Capi- tol | Sub- capi- tol | Pa- ra- graf | Ar- fi- col | Al- ne- at | Denumire indicator | Credite de angajament | Credite bugetare | | Angajamente bugetare | Angajamente legale | Plati efectuate | Angajamente legale de platit | Cheltuieli efective |
|--------------|----------------------|--------------------|-------------------|------------------|---|--------------------------|------------------|-------------|-------------------------|-----------------------|--------------------|------------------------------------|------------------------|
| | | | | | | | initiale | definitive | | | | | |
| A | | | | | B | 1 | 2 | 3 | 4 | 5 | 6 | 7=5-6 | 8 |
| | 85 | | | | RECUPERATE IN ANUL CURENT TITLUL XIX PLATI EFECTUATE IN ANII PRECEDENTI SI RECUPERATE IN ANUL CURENT | | -2.500 | -82.500 | -11.057 | -11.057 | -11.057 | | |
| | 85 | 01 | | | Plati efectuate in anii precedenti si recuperate in anul curent | | -2.500 | -82.500 | -11.057 | -11.057 | -11.057 | | |
| | 85 | 01 | 01 | | Plati efectuate in anii precedenti si recuperate in anul curent (SF) | | -2.500 | -82.500 | -11.057 | -11.057 | -11.057 | | |
| 7402 | | | | | PROTECTIA MEDIULUI | | 18.500.000 | 20.500.000 | 12.804.724 | 12.804.724 | 12.804.724 | | 16.150.686 |
| | 01 | | | | CHELTUIELI CURENTE | | 18.500.000 | 20.500.000 | 12.804.724 | 12.804.724 | 12.804.724 | | 16.150.686 |
| | 20 | | | | TITLUL II BUNURI SI SERVICII | | 18.500.000 | 20.500.000 | 12.804.724 | 12.804.724 | 12.804.724 | | 16.150.686 |
| | 20 | 01 | | | Bunuri si servicii | | 18.401.000 | 20.401.000 | 12.804.724 | 12.804.724 | 12.804.724 | | 16.150.686 |
| | 20 | 01 | 06 | | Piese de schimb | | 9.400 | 9.400 | 4.338 | 4.338 | 4.338 | | 4.338 |
| | 20 | 01 | 30 | | Alte bunuri si servicii pentru intretinere si functionare | | | | | | | | |
| | 20 | 05 | | | Bunuri de natura obiectelor de inventar | | 18.391.600 | 20.391.600 | 12.800.386 | 12.800.386 | 12.800.386 | | 16.146.348 |
| | 20 | 05 | 30 | | Alte obiecte de inventar | | 99.000 | 99.000 | | | | | |
| 8000 | 02 | | | | Partea V-a. ACTIVITATI ECONOMICE | | 134.912.000 | 190.510.570 | 153.913.238 | 153.913.238 | 153.913.238 | | 166.167.219 |
| 8102 | | | | | COMBUSTIBILI SI ENERGIE | | 49.305.000 | 49.305.000 | 43.775.586 | 43.775.586 | 43.775.586 | | 38.308.124 |
| | 01 | | | | CHELTUIELI CURENTE | | 49.305.000 | 49.305.000 | 43.775.586 | 43.775.586 | 43.775.586 | | 38.308.124 |
| | 40 | | | | TITLUL IV SUBVENTII | | 49.305.000 | 49.305.000 | 43.775.586 | 43.775.586 | 43.775.586 | | 38.308.124 |
| | 40 | 03 | | | Subventii pentru acoperirea diferentelor de pret si tarif | | | | | | | | |
| | | | | | TRANSPORTURI | | 49.305.000 | 49.305.000 | 43.775.586 | 43.775.586 | 43.775.586 | | 38.308.124 |
| 8402 | | | | | CHELTUIELI CURENTE | | 85.607.000 | 141.205.570 | 110.137.652 | 110.137.652 | 110.137.652 | | 127.859.095 |
| | 01 | | | | TITLUL II BUNURI SI SERVICII | | 81.300.000 | 136.898.570 | 105.853.845 | 105.853.845 | 105.853.845 | | 127.819.875 |
| | 20 | | | | Bunuri si servicii | | 36.300.000 | 54.625.850 | 39.418.579 | 39.418.579 | 39.418.579 | | 52.063.592 |
| | 20 | 01 | | | Alte bunuri si servicii pentru | | 9.585.000 | 8.085.000 | 3.875.408 | 3.875.408 | 3.875.408 | | 6.212.370 |

| Capi- tol | Sub- capi- tol | Pa- ra- graf | Ar- ti- col | Ali- ne- at | Denumire indicator | Credite de angajament | Credite bugetare | | Angajamente bugetare | Angajamente legale | Plati efectuate | Angajamente legale de platit | Cheltieli efective |
|--------------|----------------------|--------------------|-------------------|-------------------|--|--------------------------|------------------|------------|-------------------------|-----------------------|--------------------|------------------------------------|-----------------------|
| | | | | | | | initiale | definitive | | | | | |
| A | | | | | | 1 | 2 | 3 | 4 | 5 | 6 | 7=5-6 | 8 |
| B | | | | | | | | | | | | | |
| | | | | | intretinere si functionare | 9.585.000 | 8.085.000 | 3.875.408 | 3.875.408 | 3.875.408 | 3.875.408 | 3.875.408 | 6.212.370 |
| | 20 | 02 | | | Reparatii curente | 26.000.000 | 45.825.850 | 35.137.254 | 35.137.254 | 35.137.254 | 35.137.254 | 35.137.254 | 41.154.069 |
| | 20 | 30 | | | Alte cheltuieli | 715.000 | 715.000 | 405.917 | 405.917 | 405.917 | 405.917 | 405.917 | 4.697.153 |
| | 20 | 30 | 03 | | Prime de asigurare non-viata | 689.500 | 689.500 | 389.153 | 389.153 | 389.153 | 389.153 | 389.153 | 389.153 |
| | 20 | 30 | 30 | | Alte cheltuieli cu bunuri si servicii | 25.500 | 25.500 | 16.764 | 16.764 | 16.764 | 16.764 | 16.764 | 4.308.000 |
| | 40 | | | | TITLUL IV SUBVENTII | 45.000.000 | 82.272.720 | 66.435.266 | 66.435.266 | 66.435.266 | 66.435.266 | 66.435.266 | 75.756.283 |
| | 40 | 03 | | | Subventii pentru acoperirea diferentelor de pret si tarif | 45.000.000 | 82.272.720 | 66.435.266 | 66.435.266 | 66.435.266 | 66.435.266 | 66.435.266 | 75.756.283 |
| | 79 | | | | OPERATIUNI FINANCIARE | 4.307.000 | 4.307.000 | 4.283.807 | 4.283.807 | 4.283.807 | 4.283.807 | 4.283.807 | 39.220 |
| | 81 | | | | TITLUL XVII RAMBURSARI DE CREDITE | 4.307.000 | 4.307.000 | 4.307.000 | 4.283.807 | 4.283.807 | 4.283.807 | 4.283.807 | 39.220 |
| | 81 | 02 | | | Rambursari de credite interne | 4.307.000 | 4.307.000 | 4.307.000 | 4.283.807 | 4.283.807 | 4.283.807 | 4.283.807 | 39.220 |
| | 81 | 02 | 05 | | Rambursari de credite aferente datoriei publice interne locale | 4.307.000 | 4.307.000 | 4.307.000 | 4.283.807 | 4.283.807 | 4.283.807 | 4.283.807 | 39.220 |
| | | | | | excedent/deficit secti funct | | 4.307.000 | 4.307.000 | 4.283.807 | 4.283.807 | 4.283.807 | 4.283.807 | 39.220 |

9902 96

Conducatorul institutiei,

Conducatorul compartimentului
financiar-contabilDIRECTOR ECONOMIC,
STELIANA STANCIU

SEI SERVICIU BUGET,

RAMONA RADU

CONTUL DE EXECUTIE AL BUGETULUI LOCAL - CHELTUIELI
SECTIUNEA DE DEZVOLTARE
31 12 2017

| Capi- fol | Sub- cap- fol | Pa- ra- graf | Ar- ti- col | Al- ne- at | Denumire indicator | Credite de angajament | Credite bugetare | | Angajamente bugetare | Angajamente legale | Plati efectuate | Angajamente legale de platit | Cheltuieli efective |
|--------------|---------------------|--------------------|-------------------|------------------|--|--------------------------|------------------|-------------|-------------------------|-----------------------|--------------------|------------------------------------|------------------------|
| | | | | | | | initiale | definitive | | | | | |
| A | | | | | B | I | 2 | 3 | 4 | 5 | 6 | 7=5-6 | 8 |
| 5002 | | | | | TOTAL CHELTUIELI | | 255.141.050 | 224.533.890 | 101.228.741 | 101.228.741 | 99.981.918 | 1.246.823 | 99.279.838 |
| | 01 | | | | CHELTUIELI CURENTE | | 29.679.020 | 29.831.570 | 10.575.805 | 10.575.805 | 10.571.302 | 4.503 | 58.625.587 |
| | 51 | | | | TITLUL VI TRANSFERURI INTRE UNITATI ALE ADMINISTRATIEI PUBLICE | | 28.288.490 | 28.339.040 | 10.288.413 | 10.288.413 | 10.288.413 | | |
| | 56 | | | | TITLUL VIII PROIECTE CU FINANTARE DIN FONDURI EXTERNE NERAMBURSABILE (FEN) | | | | | | | | |
| | 58 | | | | POSTADERARE | | 1.390.530 | 1.400.530 | 287.392 | 287.392 | 282.889 | 4.503 | 58.625.587 |
| | 70 | | | | TITLUL X PROIECTE CU FINANTARE DIN FONDURI EXTERNE NERAMBURSABILE | | | | | | | | |
| | 70 | | | | CADRULUI FINANCIAR 2014-2020 | | | 92.000 | | | | | |
| | 71 | | | | CHELTUIELI DE CAPITAL | | 226.686.260 | 197.486.550 | 93.047.167 | 93.047.167 | 91.804.847 | 1.242.320 | 40.654.251 |
| | 71 | | | | TITLUL XIII ACTIVE NEFINANCIARE | | 201.501.260 | 172.301.550 | 67.862.167 | 67.862.167 | 66.619.847 | 1.242.320 | 40.654.251 |
| | 72 | | | | TITLUL XIV ACTIVE FINANCIARE | | 25.185.000 | 25.185.000 | 25.185.000 | 25.185.000 | 25.185.000 | | |
| | 84 | | | | PLATI EFECTUATE IN ANII PRECEDENTI SI RECUPERATE IN ANUL CURENT | | -1.224.230 | -2.784.230 | -2.394.231 | -2.394.231 | -2.394.231 | | |
| | 85 | | | | Titlul XIX PLATI EFECTUATE IN ANII PRECEDENTI SI RECUPERATE IN ANUL CURENT | | -1.224.230 | -2.784.230 | -2.394.231 | -2.394.231 | -2.394.231 | | |
| 5100 | 02 | | | | Partea I-a SERVICII PUBLICE GENERALE | | 6.361.460 | 4.367.730 | 520.070 | 520.070 | 520.070 | | 1.164.254 |
| 5102 | | | | | AUTORITATI PUBLICE SI ACTIUNI EXTERNE | | 6.265.460 | 4.367.730 | 520.070 | 520.070 | 520.070 | | 1.164.254 |
| | 70 | | | | CHELTUIELI DE CAPITAL | | 6.403.910 | 4.506.180 | 618.519 | 618.519 | 618.519 | | 1.164.254 |
| | 71 | | | | TITLUL XIII ACTIVE NEFINANCIARE | | 6.403.910 | 4.506.180 | 618.519 | 618.519 | 618.519 | | 1.164.254 |
| | 71 | 01 | | | Active fixe | | 6.403.910 | 4.506.180 | 618.519 | 618.519 | 618.519 | | 1.164.254 |
| | 71 | 01 | 01 | | Constructii | | 2.682.210 | 970.680 | 15.924 | 15.924 | 15.924 | | 1.164.254 |
| | 71 | 01 | 02 | | Masini, echipamente si mijloace de transport | | | | | | | | 866.345 |
| | 71 | 01 | 03 | | Mobilier, aparatura birofica si alte active corporale | | 831.650 | 758.450 | 469.496 | 469.496 | 469.496 | | 39.215 |
| | | | | | | | | 44.000 | | | | | |

| Capi- tol | Sub- capi- tol | Pa- ra- graf | Gru- pa / Titlu | Ar- fi- col | Ali- ne- at | Denumire indicator | Credite de angajament | Credite bugetare | | Angajamente bugetare | Angajamente legale | Plati efectuate | Angajamente legale de platit | Cheltuieli efective |
|--------------|----------------------|--------------------|-----------------------|-------------------|-------------------|--|--------------------------|------------------|------------|-------------------------|-----------------------|--------------------|------------------------------------|------------------------|
| | | | | | | | | initiale | definitive | | | | | |
| A | | | | | | B | 1 | 2 | 3 | 4 | 5 | 6 | 7=5-6 | 8 |
| | | | 71 | 01 | 30 | Alte active fixe (inclusiv reparatii capitale) | | 2.890.050 | 2.733.050 | 133.099 | 133.099 | 133.099 | | 258.694 |
| | | | 84 | | | PLATI EFECTUATE IN ANII PRECEDENTI SI RECUPERATE IN ANUL CURENT | | -138.450 | -138.450 | -98.449 | -98.449 | -98.449 | | |
| | | | 85 | | | Titlul XIX PLATI EFECTUATE IN ANII PRECEDENTI SI RECUPERATE IN ANUL CURENT | | -138.450 | -138.450 | -98.449 | -98.449 | -98.449 | | |
| | | | 85 | 01 | | Plati efectuate in anii precedenti si recuperate in anul curent | | -138.450 | -138.450 | -98.449 | -98.449 | -98.449 | | |
| | | | 85 | 01 | 02 | Plati efectuate in anii precedenti si recuperate in anul curent (SD) | | -138.450 | -138.450 | -98.449 | -98.449 | -98.449 | | |
| 5402 | | | 01 | | | ALTE SERVICII PUBLICE GENERALE | | 96.000 | | | | | | |
| | | | 51 | | | CHELTUIELI CURENTE | | 96.000 | | | | | | |
| | | | | | | TITLUL VI TRANSFERURI INTRE UNITATI ALE ADMINISTRATIEI PUBLICE | | 96.000 | | | | | | |
| | | | 51 | 02 | | Transferuri de capital | | 96.000 | | | | | | |
| | | | 51 | 02 | 29 | Alte transferuri de capital catre instituti publice | | 96.000 | | | | | | |
| 6000 | 02 | | | | | Partea II-a APARARE, ORDINE PUBLICA SI SIGURANTA NATIONALA | | 5.495.220 | 4.379.350 | 1.497.988 | 1.497.988 | 863.450 | 634.538 | 588.088 |
| 6102 | | | | | | ORDINE PUBLICA SI SIGURANTA NATIONALA | | 5.495.220 | 4.379.350 | 1.497.988 | 1.497.988 | 863.450 | 634.538 | 588.088 |
| | | | 70 | | | CHELTUIELI DE CAPITAL | | 5.495.220 | 4.379.350 | 1.497.988 | 1.497.988 | 863.450 | 634.538 | 588.088 |
| | | | 71 | | | TITLUL XIII ACTIVE NEFINANCIARE | | 5.495.220 | 4.379.350 | 1.497.988 | 1.497.988 | 863.450 | 634.538 | 588.088 |
| | | | 71 | 01 | | Active fixe | | 5.495.220 | 4.379.350 | 1.497.988 | 1.497.988 | 863.450 | 634.538 | 588.088 |
| | | | 71 | 01 | 01 | Construcții | | | | | | | | 325 |
| | | | 71 | 01 | 02 | Masini, echipamente si mijloace de transport | | | | | | | | |
| | | | 71 | 01 | 03 | Mobilier, aparatura birou si altele | | 1.738.660 | 1.822.940 | 1.219.607 | 1.219.607 | 585.069 | 634.538 | 290.138 |

| Capi- tol | Sub- capi- tol | Pa- ra- graf | Cru- pa / Titlu cof | Ar- fi- col | Al- ne- af | Denumire indicator | Credite de angajament | Credite bugetare | | Angajamente legale | Plati efectuate | Angajamente legale de platit | Cheltuieli efective | |
|--------------|----------------------|--------------------|------------------------------|-------------------|------------------|---|--------------------------|------------------|------------|-----------------------|--------------------|------------------------------------|------------------------|------------|
| | | | | | | | | initiale | definitive | | | | | |
| A | | | | | | B | 1 | 2 | 3 | 4 | 5 | 6 | 7=5-6 | 8 |
| | | | | | | active corporale | | 3.686.560 | 2.486.410 | 208.781 | 208.781 | | | 257.542 |
| | | | 71 | 01 | 30 | Alte active fixe (inclusiv reparatii capitale) | | 70.000 | 70.000 | 69.600 | 69.600 | | | 40.083 |
| 6500 | 02 | | | | | Partea III-a CHELTUIELI SOCIAL-CULTURALE | | 93.971.840 | 84.287.010 | 34.154.558 | 34.154.558 | | 612.285 | 33.068.514 |
| 6502 | | | | | | INVATAMANT | | 24.653.980 | 19.615.540 | 10.033.259 | 10.033.259 | | 133.521 | 23.875.871 |
| | | | 01 | | | CHELTUIELI CURENTE | | 578.730 | 558.730 | 126.868 | 126.868 | | | 21.123.952 |
| | | | 56 | | | TITLUL VIII PROIECTE CU FINANTARE DIN FONDURI EXTERNE NERAMBURSABILE (FEN) | | | | | | | | |
| | | | 56 | 01 | | POSTADERARE | | 578.730 | 558.730 | 126.868 | 126.868 | | | 21.123.952 |
| | | | | | | Programe din Fondul European de Dezvoltare Regionala (FEDR) | | 578.730 | 558.730 | 126.868 | 126.868 | | | 21.123.952 |
| | | | 56 | 01 | 01 | Finantarea nationala | | | | | | | | 3.212.949 |
| | | | 56 | 01 | 02 | Finantarea externa nerambursabila | | | | | | | | 11.609.160 |
| | | | 56 | 01 | 03 | Cheltuieli neglijabile | | 578.730 | 558.730 | 126.868 | 126.868 | | | 6.301.843 |
| | | | 70 | | | CHELTUIELI DE CAPITAL | | 24.075.250 | 19.056.810 | 9.906.391 | 9.906.391 | | 133.521 | 2.751.919 |
| | | | 71 | | | TITLUL XIII ACTIVE NEFINANCIARE | | 24.075.250 | 19.056.810 | 9.906.391 | 9.906.391 | | 133.521 | 2.751.919 |
| | | | 71 | 01 | | Active fixe | | 24.075.250 | 19.056.810 | 9.906.391 | 9.906.391 | | 133.521 | 2.751.919 |
| | | | 71 | 01 | 01 | Constructii | | 14.909.910 | 11.020.800 | 6.199.027 | 6.199.027 | | | 2.751.919 |
| | | | 71 | 01 | 02 | Masini, echipamente si mijloace de transport | | 181.580 | 307.100 | 159.834 | 159.834 | | 40.532 | 989.254 |
| | | | 71 | 01 | 03 | Mobilier, aparatura birouica si alte active corporale | | 5.133.780 | 5.138.650 | 2.430.468 | 2.430.468 | | 58.407 | 1.127.292 |
| | | | 71 | 01 | 30 | Alte active fixe (inclusiv reparatii capitale) | | 3.848.060 | 2.590.280 | 1.117.062 | 1.117.062 | | 34.382 | 635.373 |
| 6602 | | | 01 | | | SANATAIE | | 49.943.900 | 53.621.460 | 19.878.033 | 19.878.033 | | | 1.615.798 |
| | | | | | | CHELTUIELI CURENTE | | 27.192.490 | 28.339.040 | 10.288.413 | 10.288.413 | | | 84.757 |
| | | | 51 | | | TITLUL VI TRANSFERURI INTRE UNITATI ALE ADMINISTRATIEI PUBLICE | | 27.192.490 | 28.339.040 | 10.288.413 | 10.288.413 | | | |

| Capi- tol | Sub- capi- tol | Pa- ra- graf | Ar- fi- col | Al- ne- at | Denumire indicator | Credite de angajament | Credite bugetare | | Angajamente bugetare | Angajamente legale | Plati efectuate | Angajamente legale de platit | Cheltieli efective |
|--------------|----------------------|--------------------|-------------------|------------------|---|--------------------------|------------------|------------|-------------------------|-----------------------|--------------------|------------------------------------|-----------------------|
| | | | | | | | initiale | definitive | | | | | |
| A | | | | | B | 1 | 2 | 3 | 4 | 5 | 6 | 7-5-6 | 8 |
| | 51 | 02 | | | Transferiri de capital | | 27.192.490 | 28.339.040 | 10.288.413 | 10.288.413 | 10.288.413 | | |
| | 51 | 02 | 28 | | Transferiri din bugetele locale pentru finantarea cheltuielilor de capital din domeniul sanatatii | | 27.192.490 | 28.339.040 | 10.288.413 | 10.288.413 | 10.288.413 | | |
| | 56 | | | | TITLUL VIII PROIECTE CU FINANTARE DIN FONDURI EXTERNE NERAMBURSABILE (FEN) POSTADERARE | | | | | | | | 84.757 |
| | 56 | 01 | | | Programe din Fondul European de Dezvoltare Regionala (FEDR) | | | | | | | | 84.757 |
| | 56 | 01 | 02 | | Finantarea externa nerambursabila | | | | | | | | 84.757 |
| | 70 | | | | CHELTUIELI DE CAPITAL | | 22.751.410 | 25.742.420 | 10.047.287 | 10.047.287 | 10.047.287 | | 1.531.041 |
| | 71 | | | | TITLUL XIII ACTIVE NEFINANCIARE | | 22.751.410 | 25.742.420 | 10.047.287 | 10.047.287 | 10.047.287 | | 1.531.041 |
| | 71 | 01 | | | Active fixe | | 22.751.410 | 25.742.420 | 10.047.287 | 10.047.287 | 10.047.287 | | 1.531.041 |
| | 71 | 01 | 01 | | Constructii | | 21.443.650 | 24.515.310 | 9.904.781 | 9.904.781 | 9.904.781 | | 60.541 |
| | 71 | 01 | 02 | | Masini, echipamente si mijloace de transport | | | | | | | | 1.429.384 |
| | 71 | 01 | 03 | | Mobilier, aparatura birou si alte active corporale | | | | | | | | 34.185 |
| | 71 | 01 | 30 | | Alte active fixe | | | | | | | | |
| | 84 | | | | (inclusiv reparatii capitale) PLATI EFECTUATE IN ANII PRECEDENTI SI RECUPERATE IN ANUL CURENT | | 1.307.760 | 1.227.110 | 142.506 | 142.506 | 142.506 | | 6.931 |
| | 85 | | | | TITLUL XIX PLATI EFECTUATE IN ANII PRECEDENTI SI RECUPERATE IN ANUL CURENT | | | -460.000 | -457.667 | -457.667 | -457.667 | | |
| | 85 | 01 | | | Plati efectuate in anii precedenti si recuperate in anul curent | | | -460.000 | -457.667 | -457.667 | -457.667 | | |
| | 85 | 01 | 02 | | Plati efectuate in anii precedenti si | | | -460.000 | -457.667 | -457.667 | -457.667 | | |

| Capi- toi | Sub- capi- toi | Pa- ra- graf | Gru- pa / Titlu | Ar- di- col | Al- ne- at | Denumire indicator | Credite de angajament | Credite bugetare | | Angajamente bugetare | Angajamente legale | Plati efectuate | Angajamente legale de platit | Chestiuni efective | |
|--------------|----------------------|--------------------|-----------------------|-------------------|------------------|---|--------------------------|------------------|------------|-------------------------|-----------------------|--------------------|------------------------------------|-----------------------|--|
| | | | | | | | | initiale | definitive | | | | | | |
| A | | | | | | B | 1 | 2 | 3 | 4 | 5 | 6 | 7=5-6 | 8 | |
| 6702 | | | 01 | | | recuperate in anul curent (SD) | | | -460.000 | -457.667 | -457.667 | -457.667 | | | |
| | | | 51 | | | CULTURA, RECREERE SI RELIGIE | | 17.418.920 | 8.913.710 | 3.932.913 | 3.932.913 | 3.454.149 | 478.764 | 7.047.124 | |
| | | | | | | CHELTUIELI CURENTE | | 1.000.000 | 30.000 | 7.735 | 7.735 | 3.232 | 4.503 | 7.958 | |
| | | | | | | TITLUL VI TRANSFERURI INTRE UNITATI ALE ADMINISTRATIEI PUBLICE | | 1.000.000 | | | | | | | |
| | | | 51 | 02 | | Transferuri de capital | | 1.000.000 | | | | | | | |
| | | | 51 | 02 | 29 | Alte transferuri de capital catre instituti publice | | 1.000.000 | | | | | | | |
| | | | 56 | | | TITLUL VIII PROIECTE CU FINANTARE DIN FONDURI EXTERNE NERAMBURSABILE (FEN) | | | | | | | | | |
| | | | | | | POSTADERARE | | | 30.000 | 7.735 | 7.735 | 3.232 | 4.503 | 7.958 | |
| | | | 56 | 01 | | Programe din Fondul European de Dezvoltare Regionala (FEDR) | | | | | | | | | |
| | | | 56 | 01 | 01 | Finantarea nationala | | | | | | | | 2.033 | |
| | | | 56 | 15 | | Alte programe comunitare finantate in perioada 2007-2013 | | | | | | | | 2.033 | |
| | | | 56 | 15 | 01 | Finantare nationala | | | 30.000 | 7.735 | 7.735 | 3.232 | 4.503 | 5.925 | |
| | | | 56 | 15 | 02 | Finantarea externa nerambursabila | | 13.000 | 17.000 | 7.735 | 7.735 | 3.232 | 4.503 | 5.925 | |
| | | | 70 | | | CHELTUIELI DE CAPITAL | | 17.000 | | | | | | | |
| | | | 71 | | | TITLUL XIII ACTIVE NEFINANCIARE | | 16.418.920 | 8.883.710 | 3.925.542 | 3.925.542 | 3.451.281 | 474.261 | 7.039.166 | |
| | | | 71 | 01 | | Active fixe | | 16.418.920 | 8.883.710 | 3.925.542 | 3.925.542 | 3.451.281 | 474.261 | 7.039.166 | |
| | | | 71 | 01 | 01 | Constructii | | 16.338.920 | 8.883.710 | 3.925.542 | 3.925.542 | 3.451.281 | 474.261 | 7.032.416 | |
| | | | 71 | 01 | 02 | Masini, echipamente si mijloace de transport | | 11.795.700 | 5.480.700 | 2.310.112 | 2.310.112 | 2.310.112 | | 44.819 | |
| | | | | | | | | 2.152.050 | 1.734.510 | 1.300.569 | 1.300.569 | 853.707 | 446.862 | 991.275 | |
| | | | 71 | 01 | 03 | Mobilier, aparatura birou si ale active corporale | | 289.190 | 195.810 | 158.510 | 158.510 | 131.111 | 27.399 | 210.579 | |
| | | | 71 | 01 | 30 | Alte active fixe (inclusiv reparatii capitale) | | 2.101.980 | 1.472.690 | 156.351 | 156.351 | 156.351 | | 5.785.743 | |


| Capi- tol | Sub- pa- ra- graf | Ar- ti- col | Ali- ne- at | Denumire indicator | Credite de angajament | Credite bugetare | | Angajamente bugetare | Angajamente legale | Plati efectuate | Angajamente legale de platit | Cheltuieli efective |
|--------------|----------------------------|-------------------|-------------------|--|--------------------------|------------------|------------|-------------------------|-----------------------|--------------------|------------------------------------|------------------------|
| | | | | | | initiale | definitive | | | | | |
| A | | | | B | I | 2 | 3 | 4 | 5 | 6 | 7=5-6 | 8 |
| | 71 | 03 | | Reparatii capitale aferente activelor fixe | | 80.000 | | | | | | 6.750 |
| | 84 | | | PLATI EFECTUATE IN ANII PRECEDENTI SI RECUPERATE IN ANUL CURENT | | | | -364 | -364 | -364 | | |
| | 85 | | | Titlul XIX PLATI EFECTUATE IN ANII PRECEDENTI SI RECUPERATE IN ANUL CURENT | | | | -364 | -364 | -364 | | |
| | 85 | 01 | | Plati efectuate in anii precedenti si recuperate in anul curent | | | | -364 | -364 | -364 | | |
| | 85 | 01 | 02 | Plati efectuate in anii precedenti si recuperate in anul curent (SD) | | | | -364 | -364 | -364 | | |
| 6802 | | | | ASIGURARI SI ASISTENTA SOCIALA | | 1.955.040 | 2.136.300 | 310.353 | 310.353 | 310.353 | | 529.721 |
| | 01 | | | CHELTUIELI CURENTE | | | 92.000 | | | | | |
| | 58 | | | TITLUL X PROIECTE CU FINANTARE DIN FONDURI EXTERNE NERAMBURSABILE | | | 92.000 | | | | | |
| | 58 | 01 | | CADRULUI FINANCIAR 2014-2020 | | | | | | | | |
| | 58 | 01 | | Programe din Fondul European de Dezvoltare Regionala (FEDR) | | | | | | | | |
| | 58 | 01 | 01 | Finantarea nationala | | | 13.800 | | | | | |
| | 58 | 01 | 02 | Finantarea externa nerambursabila | | | 78.200 | | | | | |
| | 70 | | | CHELTUIELI DE CAPITAL | | 1.964.150 | 2.053.410 | 312.418 | 312.418 | 312.418 | | 529.721 |
| | 71 | | | TITLUL XIII ACTIVE NEFINANCIARE | | 1.964.150 | 2.053.410 | 312.418 | 312.418 | 312.418 | | 529.721 |
| | 71 | 01 | | Active fixe | | 1.964.150 | 2.053.410 | 312.418 | 312.418 | 312.418 | | 529.721 |
| | 71 | 01 | 01 | Constructii | | | | | | | | 49.440 |
| | 71 | 01 | 02 | Masini, echipamente si mijloace de transport | | 65.000 | 15.440 | | | | | 252.404 |
| | 71 | 01 | 03 | Mobilier, aparatura birou si altele active corporale | | 863.200 | 863.016 | 263.072 | 263.072 | 263.072 | | 169.833 |

| Capi- tol | Sub- capi- tol | Pa- ra- gra- ful | Ar- ti- col | Al- ne- at | Denumire indicator | Credite de angajament | Credite bugetare | | Angajamente legale | Angajamente legale de platit | Plati efectuate | Cheltuieli efective | | | |
|--------------|----------------------|---------------------------|-------------------|------------------|--|--------------------------|------------------|------------|-----------------------|------------------------------------|--------------------|------------------------|---|-------|---|
| | | | | | | | initiale | definitive | | | | | | | |
| A | | | | B | | | | 1 | 2 | 3 | 4 | 5 | 6 | 7=5-6 | 8 |
| | 71 | 01 | 30 | | Alte active fixe (inclusiv reparatii capitale) | | 1.035.950 | 1.174.954 | 49.346 | 49.346 | 49.346 | 58.044 | | | |
| | 84 | | | | PLATI EFECTUATE IN ANII PRECEDENTI SI RECUPERATE IN ANUL CURENT | | -9.110 | -9.110 | -2.065 | -2.065 | -2.065 | | | | |
| | 85 | | | | Titlul XIX PLATI EFECTUATE IN ANII PRECEDENTI SI RECUPERATE IN ANUL CURENT | | -9.110 | -9.110 | -2.065 | -2.065 | -2.065 | | | | |
| | 85 | 01 | | | Plati efectuate in anii precedenti si recuperate in anul curent | | -9.110 | -9.110 | -2.065 | -2.065 | -2.065 | | | | |
| | 85 | 01 | 02 | | Plati efectuate in anii precedenti si recuperate in anul curent (SD) | | -9.110 | -9.110 | -2.065 | -2.065 | -2.065 | | | | |
| 7000 | 02 | | | | Partea IV-a SERVICII SI DEZVOLTARE PUBLICA, LOCUINTE, MEDIU SI APE | | 12.242.790 | 8.125.060 | -1.123.130 | -1.123.130 | -1.123.130 | 29.368.332 | | | |
| 7002 | | | | | LOCUINTE, SERVICII SI DEZVOLTARE PUBLICA CHELTUIELI CURENTE | | 11.880.970 | 7.763.240 | -1.123.130 | -1.123.130 | -1.123.130 | 29.243.689 | | | |
| | 01 | | | | TITLUL VIII PROIECTE CU FINANTARE DIN FONDURI EXTERNE NERAMBURSABILE (FEN) | | 532.500 | 532.500 | 152.789 | 152.789 | 152.789 | 13.733.840 | | | |
| | 56 | | | | POSTADERARE | | 532.500 | 532.500 | 152.789 | 152.789 | 152.789 | 13.733.840 | | | |
| | 56 | 01 | | | Programa din Fondul European de Dezvoltare Regionala (FEDR) | | 500.000 | 500.000 | 152.789 | 152.789 | 152.789 | 13.733.840 | | | |
| | 56 | 01 | 01 | | Finantarea nationala | | 500.000 | 500.000 | 152.789 | 152.789 | 152.789 | 13.733.840 | | | |
| | 56 | 01 | 02 | | Finantarea externa nerambursabila | | | | | | | 1.893.941 | | | |
| | 56 | 01 | 03 | | Cheltuieli neeligibile | | 500.000 | 500.000 | 152.789 | 152.789 | 152.789 | 2.466.387 | | | |
| | 56 | 15 | | | Alte programe comunitare finantate in perioada 2007-2013 | | | | | | | 9.373.512 | | | |
| | 56 | 15 | 01 | | Finantare nationala | | 32.500 | 32.500 | | | | | | | |
| | 56 | 15 | 02 | | Finantarea externa nerambursabila | | 8.120 | 8.120 | | | | | | | |
| | 70 | | | | CHELTUIELI DE CAPITAL | | 24.380 | 24.380 | | | | | | | |
| | | | | | | | 12.423.610 | 9.405.880 | 558.834 | 558.834 | 558.834 | 15.509.849 | | | |

| Capi- tol | Sub- cap- tol | Pa- ra- graf | Ar- fi- col | Al- ne- at | Denumire indicator | Credite de angajament | Credite bugetare | | Angajamente bugetare | Angajamente legale | Plati efectuate | Angajamente legale de platit | Cheltuieli efective |
|--------------|---------------------|--------------------|-------------------|------------------|--|--------------------------|------------------|------------|-------------------------|-----------------------|--------------------|------------------------------------|------------------------|
| | | | | | | | initiale | definitive | | | | | |
| A | | | | | B | 1 | 2 | 3 | 4 | 5 | 6 | 7=5-6 | 8 |
| | | | | | TITLUL XIII ACTIVE NEFINANCIARE | | 12.423.610 | 9.405.880 | 558.834 | 558.834 | 558.834 | 558.834 | 15.509.849 |
| | | | | | Active fixe | | 12.423.610 | 9.405.880 | 558.834 | 558.834 | 558.834 | 558.834 | 15.509.849 |
| | | | | | Constructii | | 6.656.720 | 3.762.720 | 315.925 | 315.925 | 315.925 | 315.925 | 13.638.546 |
| | | | | | Masini, echipamente si mijloace de transport | | | | | | | | 838.015 |
| | | | | | Mobilier, aparatura birou si alte active corporale | | | | | | | | 644.925 |
| | | | | | Alte active fixe (inclusiv reparatii capitale) | | 5.766.890 | 5.643.160 | 242.909 | 242.909 | 242.909 | 242.909 | 388.563 |
| | | | | | PLATI EFECTUATE IN ANII PRECEDENTI SI RECUPERATE IN ANUL CURENT | | -1.075.140 | -2.175.140 | -1.834.753 | -1.834.753 | -1.834.753 | -1.834.753 | |
| | | | | | Titlul XIX PLATI EFECTUATE IN ANII PRECEDENTI SI RECUPERATE | | | | | | | | |
| | | | | | IN ANUL CURENT | | -1.075.140 | -2.175.140 | -1.834.753 | -1.834.753 | -1.834.753 | -1.834.753 | |
| | | | | | Plati efectuate in anii precedenti si recuperate in anul curent | | -1.075.140 | -2.175.140 | -1.834.753 | -1.834.753 | -1.834.753 | -1.834.753 | |
| | | | | | Plati efectuate in anii precedenti si recuperate in anul curent (SD) | | -1.075.140 | -2.175.140 | -1.834.753 | -1.834.753 | -1.834.753 | -1.834.753 | |
| 7402 | | | | | PROTECTIA MEDIULUI | | 361.820 | 361.820 | | | | | 124.643 |
| | | | | | CHELTUIELI CURENTE | | 279.300 | 279.300 | | | | | |
| | | | | | TITLUL VIII PROIECTE CU FINANTARE DIN FONDURI EXTERNE NERAMBURSABILE (FEN) | | | | | | | | |
| | | | | | POSTADERARE | | 279.300 | 279.300 | | | | | |
| | | | | | Programe din Fondul de Coeziune (FC) | | 279.300 | 279.300 | | | | | |
| | | | | | Finantarea nationala | | 279.300 | 279.300 | | | | | |
| | | | | | CHELTUIELI DE CAPITAL | | 82.520 | 82.520 | | | | | 124.643 |
| | | | | | TITLUL XIII ACTIVE NEFINANCIARE | | 82.520 | 82.520 | | | | | 124.643 |
| | | | | | Active fixe | | 82.520 | 82.520 | | | | | 124.643 |

| Capi- tol | Sub- capi- tol | Pa- ra- graf | Ar- ti- col | Ali- ne- at | Denumire indicator | Credite de angajament | Credite bugetare | | Angajamente legale | Plati efectuate | Angajamente legale de platit | Cheltieli efective |
|--------------|----------------------|--------------------|-------------------|-------------------|--|--------------------------|------------------|------------|-----------------------|--------------------|------------------------------------|-----------------------|
| | | | | | | | initiale | definitive | | | | |
| A | | | | B | | | | 5 | 6 | 7=5-6 | 8 | |
| | 70 | | | | CHELTUIELI DE CAPITAL | | 110.342.260 | 97.247.260 | 40.995.188 | 40.995.188 | 40.995.188 | 11.415.570 |
| | 71 | | | | TITLUL XIII ACTIVE NEFINANCIARE | | 110.342.260 | 97.247.260 | 40.995.188 | 40.995.188 | 40.995.188 | 11.415.570 |
| | 71 | 01 | | | Active fixe | | 110.342.260 | 97.247.260 | 40.995.188 | 40.995.188 | 40.995.188 | 11.415.570 |
| | 71 | 01 | 01 | | Construcții | | 65.355.230 | 55.250.230 | 28.642.642 | 28.642.642 | 28.642.642 | 348.390 |
| | 71 | 01 | 02 | | Masini, echipamente si mijloace de transport | | 37.649.450 | 38.649.450 | 12.150.490 | 12.150.490 | 12.150.490 | 10.893.929 |
| | 71 | 01 | 30 | | Alte active fixe (inclusiv reparatii capitale) | | 7.337.580 | 3.347.580 | 202.056 | 202.056 | 202.056 | 173.251 |
| | 84 | | | | TITLUL XV PLATI EFECTUATE IN ANII PRECEDENTI SI RECUPERATE IN ANUL CURENT | | -1.530 | -1.530 | -933 | -933 | -933 | |
| | 85 | | | | Titlul XIX PLATI EFECTUATE IN ANII PRECEDENTI SI RECUPERATE IN ANUL CURENT | | -1.530 | -1.530 | -933 | -933 | -933 | |
| | 85 | 01 | | | Plati efectuate in anii precedenti si recuperate in anul curent | | -1.530 | -1.530 | -933 | -933 | -933 | |
| | 85 | 01 | 02 | | Plati efectuate in anii precedenti si recuperate in anul curent (SD) | | -1.530 | -1.530 | -933 | -933 | -933 | |
| | | | | | excedenti/deficit sect dezv | | -2.910.000 | -2.910.000 | | | 791.895 | |

9902_97



DIRECTOR ECONOMIC
STELIANA STANCIU

SEF SERVICIU BUGET,
RAMONA RADU

CONTUL DE EXECUTIE AL INSTITUTIILOR PUBLICE FINANTATE
DIN VENITURI PROPRII SI SUBVENTII DIN BUGETUL LOCAL - VENITURI
31.12.2017

| Capi- tot | Sub- pa- ra- to- gra- | Gru- pa / titlu- col | Ali- ne- at | Denumire indicator | Prevederi bugetare initiale | Prevederi bugetare definitive | Drepturi constatate | | | Incasari realizate | Stingeri pe alte cai decat incasari | Drepturi constatate de incasat |
|--------------|-----------------------------------|-------------------------------|-------------------|--|-----------------------------------|-------------------------------------|---------------------|------------------------|--------------------|-----------------------|---|--------------------------------------|
| | | | | | | | Total, din care: | din anii precedenti | din anul curent | | | |
| A | | | | B | 1 | 2 | 3=4+5 | 4 | 5 | 6 | 7 | 8=3-6-7 |
| 0001 | 10 | | | TOTAL VENITURI-VENTURI | 418.861.890 | 441.417.260 | -05.475.135 | 28.209.425 | 377.434.738 | 370.417.828 | 1.144.685 | 33.912.622 |
| 0002 | | | | I. VENITURI CURENTE | 364.260.660 | 347.238.480 | 326.180.695 | 28.030.209 | 298.319.514 | 295.995.339 | 965.469 | 29.219.887 |
| 2900 | | | | C. VENITURI NEFISCALE | 364.260.660 | 347.238.480 | 326.180.695 | 28.030.209 | 298.319.514 | 295.995.339 | 965.469 | 29.219.887 |
| 3000 | | | | C.I. VENITURI DIN PROPRIETATE | 61.782.800 | 2.039.110 | 967.365 | 65.340 | 902.025 | 902.025 | 65.340 | |
| 3010 | | | | VENITURI DIN PROPRIETATE | 61.782.800 | 2.039.110 | 967.365 | 65.340 | 902.025 | 902.025 | 65.340 | |
| 05 | | | | Venituri din concesiuni si inchirieri | 61.323.770 | 1.580.080 | 940.623 | 65.340 | 875.283 | 875.283 | 65.340 | |
| 30 | | | | Alte venituri din concesiuni si inchirieri de catre institutiile publice | 61.323.770 | 1.580.080 | 940.623 | 65.340 | 875.283 | 875.283 | 65.340 | |
| 50 | | | | Alte venituri din proprietate | 459.030 | 459.030 | 26.742 | | 26.742 | 26.742 | | |
| 3300 | 10 | | | C2. VANZARI DE BUNURI SI SERVICII | 302.477.860 | 345.199.370 | 325.213.330 | 27.964.869 | 297.417.489 | 293.093.314 | 900.129 | 29.219.887 |
| 3310 | | | | VENITURI DIN PRESTARI DE SERVICII SI ALTE ACTIVITATI | 293.511.080 | 342.049.580 | 320.983.673 | 25.459.776 | 295.692.925 | 293.822.457 | 310.415 | 26.850.801 |
| 05 | | | | Taxe si alte venituri in invatamant | 6.293.360 | 6.313.360 | 2.804.660 | 17.606 | 2.787.054 | 2.784.367 | | 20.293 |
| 08 | | | | Venituri din prestari de servicii | 2.429.960 | 2.559.460 | 2.301.833 | 399.558 | 1.949.783 | 2.041.905 | 12.805 | 247.123 |
| 13 | | | | Contributia de intretinere a persoanelor asistate | 590.000 | 664.300 | 503.909 | | 503.909 | 502.233 | | 1.676 |
| 14 | | | | Contributia elevilor si studentilor pentru internate, camine si cantine | 19.460.890 | 19.682.650 | 10.292.720 | 182.693 | 10.110.027 | 9.929.497 | 236.112 | 127.111 |
| 16 | | | | Venituri din valorificarea produselor obtinute din activitatea proprie sau anexa | 11.720 | 11.720 | 2.145 | | 2.145 | 2.145 | | |
| 17 | | | | Venituri din organizarea de cursuri de calificare si conversie profesionala, specializare si perfectionare | | | | | | | | |
| 19 | | | | Venituri din serbari si spectacole scolare | 368.000 | 368.000 | 177.075 | | 177.075 | 177.075 | | |


| Capi- tot | Sub- capitol | Pa- ra- gra- ful | Ar- hi- ve- la | Denumire indicator | Prevederi bugetare initiale | Prevederi bugetare definitive | Drepturi constatate | | | Incasari realizate | Stingeri pe alte cai decat incasari | Drepturi constatate de incasat |
|--------------|-----------------|---------------------------|-------------------------|--|-----------------------------------|-------------------------------------|---------------------|------------------------|--------------------|-----------------------|---|--------------------------------------|
| | | | | | | | Total, din care: | din anii precedenti | din anul curent | | | |
| A | | | | | 1 | 2 | 3=4+5 | 4 | 5 | 6 | 7 | 8=3-6-7 |
| 3310 | 19 | | | B manifestari culturale, artistice si sportive | 919.000 | 970.550 | 908.094 | 103.966 | 804.128 | 710.439 | 4.139 | 193.516 |
| | 20 | | | Venituri din cercetare | 520.000 | 480.000 | 323.345 | 53.387 | 391.478 | 376.262 | | -52.917 |
| | 21 | | | Venituri din contractele incheiate cu cascie de asignari sociale de sanatate | 193.681.810 | 233.307.290 | 230.730.864 | 23.923.975 | 206.806.889 | 205.180.963 | 57.359 | 25.492.542 |
| | 30 | | | Venituri din contractele incheiate cu directiile de sanatate publica din sume alocate de la bugetul de stat | 53.812.000 | 56.678.010 | 55.075.515 | | 55.075.515 | 55.075.515 | | |
| | 31 | | | Venituri din contractele incheiate cu directiile de sanatate publica din sume alocate din venituri proprii ale Ministerului Sanatatii | 8.077.000 | 13.525.990 | 13.312.262 | | 13.312.262 | 13.312.262 | | |
| | 50 | | | Alte venituri din prestari de servicii si alte activitati | 7.347.340 | 7.488.250 | 4.551.251 | 778.591 | 3.772.660 | 3.729.794 | | 821.457 |
| 3410 | | | | VENITURI DIN TAXE ADMINISTRATIVE, ELIBERARI PERMISE | 353.000 | 8.000 | 2.176.761 | 2.040.368 | 136.393 | 136.393 | | 2.040.368 |
| | 50 | | | Alte venituri din taxe administrative, eliberari permise | 353.000 | 8.000 | 2.176.761 | 2.040.368 | 136.393 | 136.393 | | 2.040.368 |
| 3610 | | | | DIVERSE VENITURI | 8.416.810 | 2.668.810 | 754.990 | 51.788 | 703.202 | 718.471 | 13.013 | 23.506 |
| | 32 | | | Sume provenite din finantarea bugetara a anilor precedenti | 5.000 | 5.000 | 12.809 | 12.809 | | | 12.809 | |
| | 02 | | | Sume provenite din finantarea bugetara a anilor precedenti, aferente sectiunii de dezvoltare | | | | | | | | |
| | 03 | | | Sume provenite din finantarea bugetara a anilor precedenti, aferente sectiunii | | | 12.809 | 12.809 | | | 12.809 | |

| Capi- tol | Sub- capi- tol | Pa- ra- graf | Ar- fi- col | Ali- ne- at | Denumire indicator | Prevederi bugetare initiale | Prevederi bugetare definitive | Drepturi constatate | | Incasari realizate | Sfingeri pe alte cai decat incasari | Drepturi constatate de incasat | |
|--------------|----------------------|--------------------|-------------------|-------------------|---|-----------------------------------|-------------------------------------|---------------------|------------------------|-----------------------|---|--------------------------------------|-----------|
| | | | | | | | | Total, din care: | din anii precedenti | | | | |
| A | | | | | B | 1 | 2 | 3=4+5 | 4 | 5 | 6 | 7 | 8=3-6-7 |
| 3610 | 32 | 03 | | | de functionare | 5.000 | 5.000 | | | | | | |
| | 50 | | | | Alte venituri | 8.411.810 | 2.663.810 | 742.181 | 38.979 | 703.202 | 718.471 | 204 | 23.506 |
| 3710 | | | | | TRANSFERURI VOLUNTARE, ALTELE DECAT SUBVENTIILE | | | | | | | | |
| | 01 | | | | Donatii si sponsorizari | 196.970 | 472.980 | 1.297.906 | 412.937 | 884.969 | 415.993 | 576.701 | 305.212 |
| | 03 | | | | Varsaminte din sectiunea de functionare pentru finantarea sectiunii de dezvoltare a bugetului local | 7.090 | 283.100 | 1.209.960 | 412.937 | 797.023 | 340.293 | 567.815 | 301.852 |
| | 04 | | | | Varsaminte din sectiunea de functionare | -956.640 | -1.077.550 | -855.333 | | -855.333 | -855.333 | | |
| | 50 | | | | Alte transferuri voluntare | 956.640 | 1.077.550 | 855.333 | | 855.333 | 855.333 | | |
| 4000 | 10 | | | | III. OPERATIUNI FINANCIARE | 189.880 | 189.880 | 87.946 | | 87.946 | 75.700 | 8.886 | 3.360 |
| 4010 | | | | | INCASARI DIN RAMBURSAREA ACORDATE | 216.740 | 249.740 | | | | | | |
| | 15 | | | | Sume utilizate din excedentul anului precedent pentru efectuarea de cheltuieli | | 33.000 | | | | | | |
| | 02 | | | | Sume utilizate de administratiile locale din excedentul anului precedent pentru sectiunea de dezvoltare | | 33.000 | | | | | | |
| 4110 | | | | | ALTE OPERATIUNI FINANCIARE | 216.740 | 216.740 | | | | | | |
| | 06 | | | | Sume din excedentul anului precedent pentru acoperirea golurilor temporare de casa | 216.740 | 216.740 | | | | | | |
| 4100 | 10 | | | | IV. SUBVENTII | 54.384.490 | 93.929.040 | 79.237.656 | 122.432 | 79.115.224 | 74.422.489 | 122.432 | 4.692.735 |
| 4310 | | | | | SUBVENTII DE LA ALTE ADMINISTRATII | 54.384.490 | 93.929.040 | 79.237.656 | 122.432 | 79.115.224 | 74.422.489 | 122.432 | 4.692.735 |
| | 09 | | | | Subventii pentru institutii publice | 3.126.000 | | 1.793.000 | 27.000 | 1.766.000 | 1.766.000 | 27.000 | |

| Capi- tol | Sub- capi- tol | Pa- ra- gra- ful | Ar- ti- col | Ali- ne- at | Denumire indicator | 1 | 2 | Drepturi constatate | | | 6 | 7 | 8=3-6-7 |
|--------------|----------------------|---------------------------|-------------------|-------------------|---|------------|------------|---------------------|------------------------|--------------------|------------|----------|----------------|
| | | | | | | | | Total, din care: | din anii precedenti | din anul curent | | | |
| | | | | | B | 1 | 2 | 3=4+5 | 4 | 5 | 6 | 7 | 8=3-6-7 |
| 4310 | 10 | | | | Subventii din bugetele locale pentru finantarea cheltuielilor curente din domeniul sanatatii | | 2.100.000 | 1.652.158 | | 1.652.158 | 1.321.658 | | 330.500 |
| | 14 | | | | Subventii din bugetele locale pentru finantarea cheltuielilor de capital din domeniul sanatatii | 27.192.490 | 28.339.040 | 14.650.648 | | 14.650.648 | 10.288.413 | | 4.362.235 |
| | 19 | | | | Subventii pentru instruirii publice | 96.000 | | 95.432 | 95.432 | | | | 95.432 |
| | 22 | | | | Sume alocate de la bugetul local conform Ordonantei Guvernului nr.9/2014 | | 60.000 | | | | | | |
| | 02 | | | | Sume alocate de la bugetul local sectiunea dezvoltare conform Ordonantei Guvernului nr.9/2014 | | 60.000 | | | | | | |
| | 33 | | | | Subventii din bugetul Fondului national unic de asigurari sociale de sanatate pentru acoperirea cresterilor salariale | | | | | | | | |
| 4510 | | | | | SUME PRIMITE DE LA UE/ALTI DONATORI IN CONTUL PLATILOR EFECTUATE SI Fondul european de Dezvoltare Regionala | 23.970.000 | 63.430.000 | 61.046.418 | | 61.046.418 | | | 56.784 |
| | | | | | Sume primite in contul platilor efectuate in anii anteriori | | | 56.784 | 56.784 | | | | 56.784 |
| | | | | | | | | 56.784 | 56.784 | | | | 56.784 |

SEF SERVICIUL BUCET,
RAMONA BUMBACU


DIRECTOR ECONOMIC,
STELIASA STANCIU



| Capi- tol | Sub- capi- tol | Pa- ra- gra- ful grafic | Ar- ti- col | Al- ne- at | Denumire indicator | Prevederi bugetare initiale | Prevederi bugetare definitive | Drepturi constatate | | | Incasari realizate | Singeri pe alte cai decat incasari | Drepturi constatate de incasat |
|--------------|----------------------|-------------------------------------|-------------------|------------------|---|-----------------------------------|-------------------------------------|---------------------|------------------------|--------------------|-----------------------|--|--------------------------------------|
| | | | | | | | | Total, din care: | din anii precedenti | din anul curent | | | |
| A | | | | | B | 1 | 2 | 3=4+5 | 4 | 5 | 6 | 7 | 8=3-6-7 |
| 3710 | 01 | | | | SUBVENTIILE | -759.670 | -604.570 | 442.573 | 412.937 | 29.636 | -139.340 | 576.701 | 303.212 |
| | 03 | | | | Donatii si sponsorizari | 7.090 | 283.100 | 1.209.960 | 412.937 | 797.023 | 340.293 | 567.815 | 301.852 |
| | | | | | Varsaminte din seciunea de functionare pentru finantarea sectiunii de dezvoltare a bugetului local | -956.640 | -1.077.550 | -855.333 | | -855.333 | | | |
| | 50 | | | | Alte transferuri voluntare | 189.880 | 189.880 | 87.946 | | 87.946 | 75.700 | 8.886 | 3.360 |
| 4000 | 10 | | | | III. OPERATIUNI FINANCIARE | 216.740 | 216.740 | | | | | | |
| 4110 | | | | | ALTE OPERATIUNI FINANCIARE | 216.740 | 216.740 | | | | | | |
| | 06 | | | | Sume din excedentul anului precedent pentru acoperirea golumilor temporare de casa | 216.740 | 216.740 | | | | | | |
| 4100 | 10 | | | | IV. SUBVENTII | 27.096.000 | 65.530.000 | 64.491.576 | 27.000 | 64.464.576 | 64.134.076 | 27.000 | 330.500 |
| 4310 | | | | | SUBVENTII DE LA ALTE ADMINISTRATII | 27.096.000 | 65.530.000 | 64.491.576 | 27.000 | 64.464.576 | 64.134.076 | 27.000 | 330.500 |
| | 09 | | | | Subventii pentru institutii publice | 3.126.000 | | 1.793.000 | 27.000 | 1.766.000 | 1.766.000 | 27.000 | |
| | 10 | | | | Subventii din bugetele locale pentru finantarea cheltuielilor curente din domeniul sanatatii | | | | | | | | |
| 33 | | | | | Subventii din bugetul Fondului national unic de asigurari sociale de sanatate pentru acoperirea cresterilor salariale | 23.970.000 | 2.100.000 | 1.652.158 | | 1.652.158 | 1.321.658 | | 330.500 |
| | | | | | | | 61.430.000 | 61.046.418 | | 61.046.418 | 61.046.418 | | |

~~DIRECTOR ECONOMIC,~~
STELIANA STANCIU

SEF SERVICIUL BUCET,
RAMONA RADU



| Capi- tot | Sub- capi- tot | Pa- ra- gra- ful | Gru- pa / titlu- l col | Ali- ne- at | Denumire indicator | Prevederi bugetare initiale | Prevederi bugetare definitive | Drepturi constatate | | Incasari realizate | Sfingeri pe alte cai decat incasari | Drepturi constatate de incasat | |
|--------------|----------------------|---------------------------|---------------------------------|-------------------|---|-----------------------------------|-------------------------------------|---------------------|------------------------|-----------------------|---|--------------------------------------|-----------|
| | | | | | | | | Total, din care: | din anii precedenti | | | | |
| A | | | | | B | 1 | 2 | 3=4+5 | 4 | 5 | 6 | 7 | 8=3-6-7 |
| 4310 | 14 | | | | din domeniul sanatatii | 27.192.490 | 28.339.040 | 14.650.648 | | 14.650.648 | 10.288.413 | | 4.362.235 |
| | 19 | | | | Subventii pentru institutii publice | 96.000 | | 95.432 | 95.432 | | | | 95.432 |
| | 22 | | | | Sume alocate de la bugetul local conform Ordonantei Guvernului nr.9/2014 | | 60.000 | | | | | | |
| | 02 | | | | Sume alocate de la bugetul local sectiunea dezvoltare conform Ordonantei Guvernului nr.9/2014 | | 60.000 | | | | | | |
| 4510 | | | | | SUME PRIMATE DE LA UE/ALTI DONATORI IN CONTUL PLATILOR EFECTUATE SI Fondul european de Dezvoltare Regionala | | | 56.784 | 56.784 | | | | 56.784 |
| | 01 | | | | Sume primite in contul platilor efectuate in anii anteriori | | | 56.784 | 56.784 | | | | 56.784 |
| | 02 | | | | | | | 56.784 | 56.784 | | | | 56.784 |

DIRECTOR ECONOMIG
STELIANA STANCIU

SEF SERVICIU BUGET,
RAMONA BABU

